

FURKATING COLLEGE, GOLAGHAT




FEEDBACK REPORT: STUDENTS' FEEDBACK (2021-2022)

The Feedback Report is prepared on the basis of the feedback form's responses extended by student respondents of the college issued to them for the session: 2021-2022.

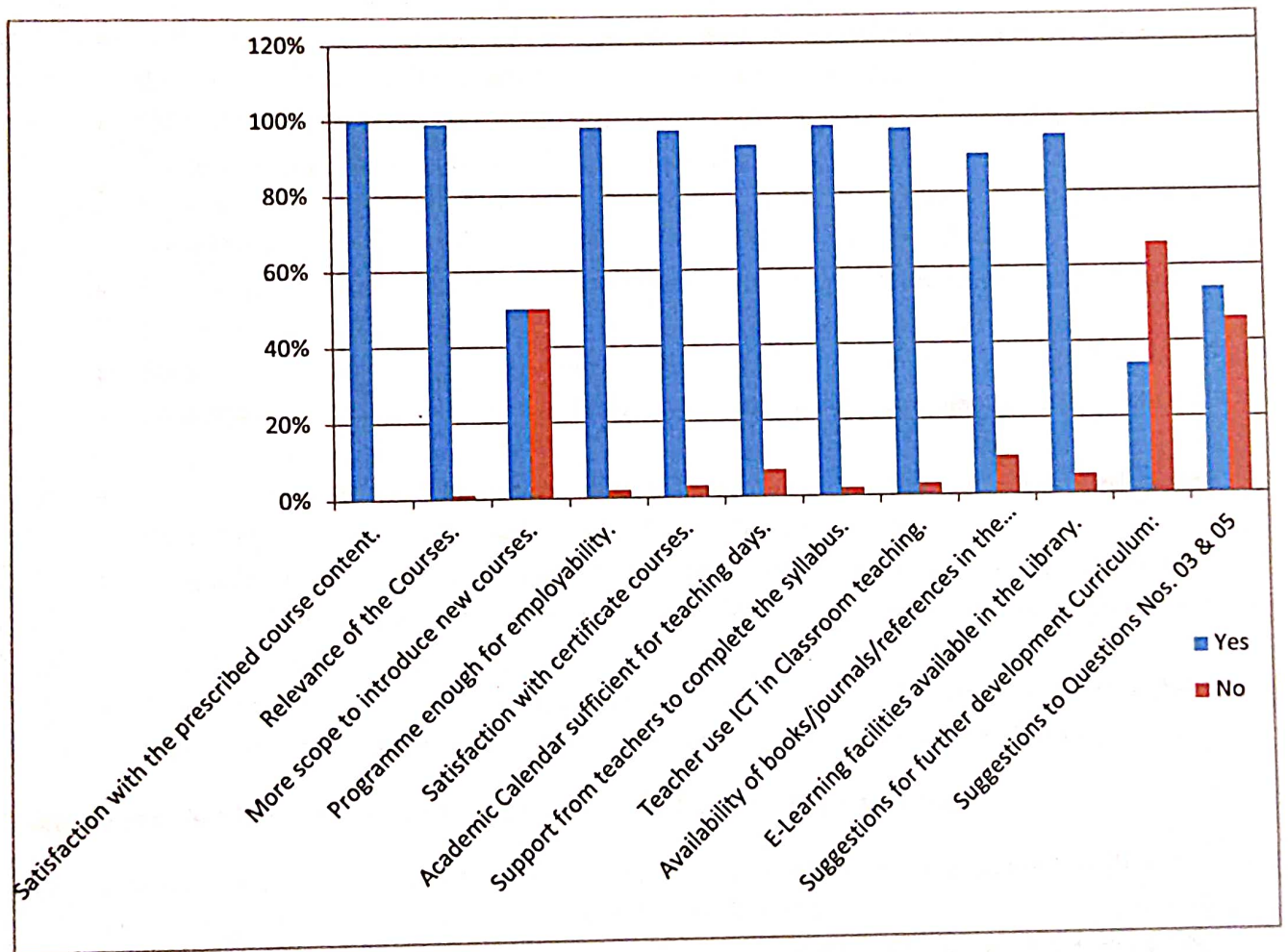
Student's Responses to the following questions:


SL. NO.	Questions	Yes	No
1	Satisfaction with the prescribed course content.	100%	0%
2	Relevance of the Courses.	99%	01%
3	If no, please give suggestions in Q. 14?	N/A	N/A
4	More scope to introduce new courses.	50%	50%
5	If yes, please suggest in Q. 14.	N/A	N/A
6	Programme enough for employability.	98%	02%
7	Satisfaction with certificate courses.	97%	03%
8	Academic Calendar sufficient for teaching days.	93%	07%
9	Support from teachers to complete the syllabus.	98%	02%
10	Teacher use ICT in Classroom teaching.	97%	03%
11	Availability of books/journals/references in the Library.	90%	10%
12	E-Learning facilities available in the Library.	95%	05%


Principal
Furkating College
Golaghat

13	Suggestions for further development Curriculum:	34% Suggested	66% Not Suggested
14	Suggestions to Questions Nos. 03 & 05	54% Suggested	46% Not Suggested

Chart Analysis:




 Principal
 Furkating College
 Date.....

Findings:

- 100% of student respondents say that they are satisfied with the prescribed course content in the syllabus for the concerned subject, whereas, 0% say that they are not satisfied.
- 99% of the students think that the courses are relevant for them, whereas, 01% do not agree with the view.
- 50% of the students think that the prescribed courses for concerned subject have more scope for introducing new courses in future; on the other hand, 50% respondents say that there is less scope.
- Only 98% respondents think that the existing programme is enough to meet their requirements for employability or job placement but 02% do not agree with the view.
- 97% respondents rated that they are satisfied with the Certificate Courses available in the college, whereas, 3% students say that they are not satisfied.
- 93% respondents think that the Academic Calendar provides sufficient teaching days for completing the syllabus and 7% do not think it provides.
- 98% students responded that they get support from the teachers in regard to the completion of courses in the syllabus, whereas, 2% say that they don't.
- 97% student respondents say that the teachers use ICT in Classroom teaching hours and only 3% say no.
- 90% respondents say that they are satisfied with the quality of the books/journals/references of the subject available in the college Library, whereas, 10% say that they are not satisfied.
- 95% respondents say that they are satisfied with the E-Learning facilities provided in the college Library; on the other hand, 5% say that they are not.
- Regarding Q. No. 13, suggestions for further development of the present curriculum, 34% student respondents have extended their suggestions and 66% have not recommended any suggestions.
- Regarding response to the question numbers three and five (03 & 05) 54% respondents have suggested and 46% have not suggested in Question No.14.

Suggestions for Question No. 13& 14 put forward by student respondents:

1. The curriculum should have more elective subjects. It should include cultural studies.
2. The College should introduce more new subjects like, B.Ed.
3. The Curriculum should have scope of introducing practical training/internship for all the existing subjects. It should be more application-based rather than mere examination-based.
4. The college should introduce Vocational programmes.
5. More skill-based courses for employability should be introduced by the college.
6. The college should have more digital classrooms.


Principal
Furkating College
Date.....

FURKATING COLLEGE, GOLAGHAT



FEEDBACK REPORT

TEACHER'S FEEDBACK: 2021-22

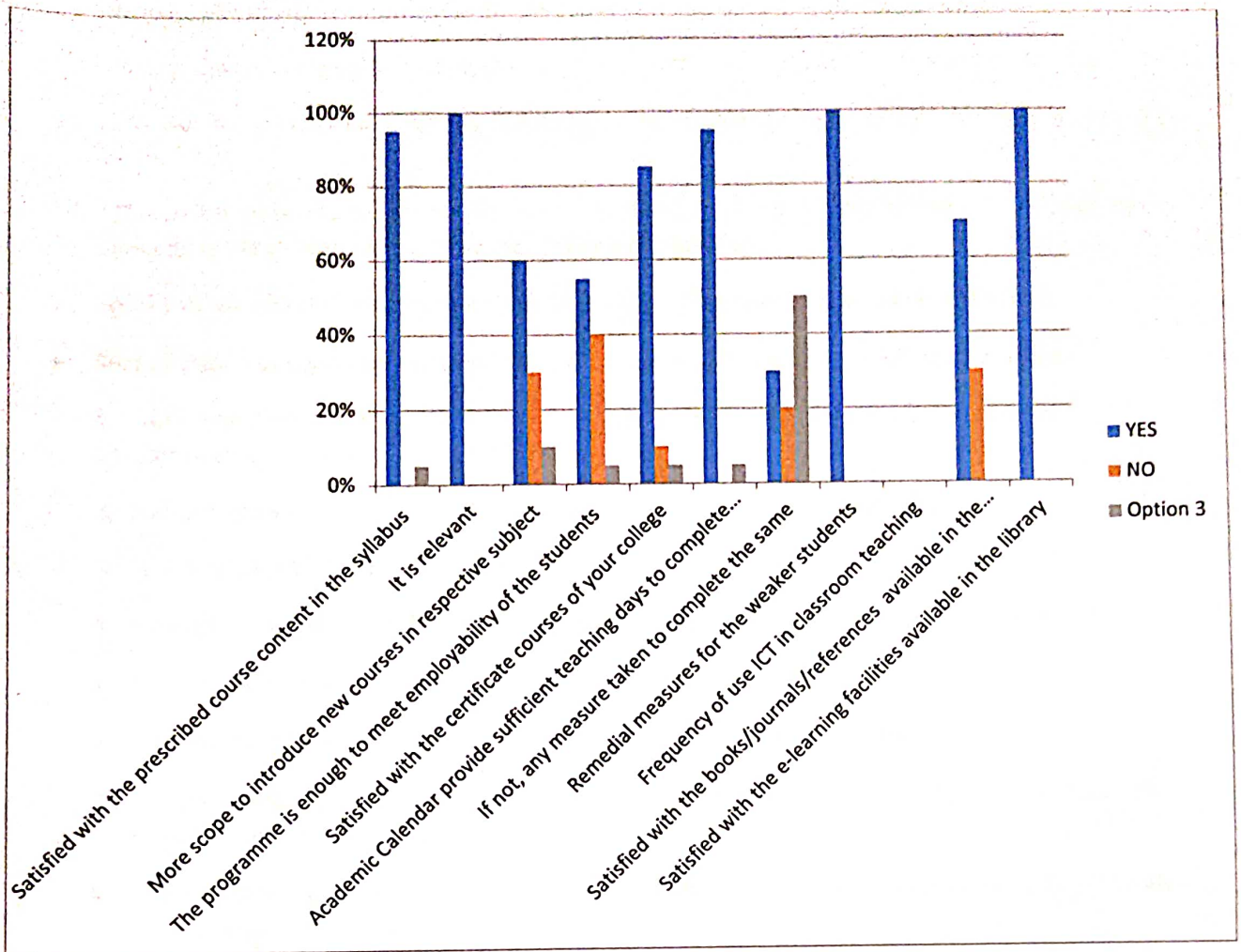
The Teacher's Feedback report is prepared on the basis of the Feedback Form's responses extended by the Teacher Respondents of the college.

Teacher Respondents responses to the following questions

SL. NO.	QUESTIONS	YES	NO	Option 3
1	Satisfied with the prescribed course content in the syllabus	95%	0%	5%
2	It is relevant	100%	0%	0%
3	More scope to introduce new courses in respective subject	60%	30%	10%
4	The programme is enough to meet employability of the students	55%	40%	5%
5	Satisfied with the certificate courses of your college	85%	10%	5%
6	Academic Calendar provide sufficient teaching days to complete the syllabus	95%	0%	5%
7	If not, any measure taken to complete the same	30%	20%	50%
8	Remedial measures for the weaker students	100%	0%	0%
9	Frequency of use ICT in classroom teaching	25% Daily	60% Weekly	15% Monthly
10	Satisfied with the books/journals/references available in the college library	70%	30%	00%
11	Satisfied with the e-learning facilities available in the library	100%	0%	0%


 Principal
 Furkating College
 Date.....

CHART: 1



Findings:

1. 95% of teacher respondents say that they are satisfied with the prescribed course in the syllabus of their concerned subject, whereas 5% are neutral regarding this concern.
2. 100% teacher respondents think that the existing syllabus is relevant for students
3. 60% respondents are of the view that the prescribed courses for your concerned subject have more scope to introduce new courses whereas 30% percent think that it has no scope and 10% are neutral
4. 55% Respondents agreed that the programme is enough to meet employability of the students, 40 % is not agreed and 5% are neutral.
5. 85% respondents are satisfied with the certificate courses of your college; whereas 10 % are not satisfied and 5% are neutral.
6. 95% teachers are of the opinion that the Academic Calendar provides sufficient teaching days to complete the syllabus, 5% are neutral in this regards.

[Handwritten Signature]

Principal
Furkating College
Date.....

7. 30% teachers say that they take several measures to complete the syllabus within the stipulated time whereas 20% do not take any measures and 50% remains neutral about the question
 8. 100% of the teacher respondents say that they take remedial measures for the weaker students.
 9. 25 % teacher respondents daily use ICT tools in the classroom, whereas 60% use weekly and 15 % use monthly.
 10. 70% teacher respondents are satisfied with the quality of books/journals/references of your subject available in the college Library whereas 30% are not satisfied.
 11. 100% teacher respondents are satisfied with the e-learning facility available in the library.
- **Some notable suggestions extended by the teacher respondents are highlighted below-**
 1. Skill-Based Programme, like Entrepreneurship Development; Digital Marketing should be introduced.
 2. Subject like Psychology, Archaeology should be included in the curriculum.
 3. B. Ed course need to be introduced.
 4. Courses of Assamese DTP, Film Appreciation, Translation Studies should be introduced.
 5. Inter-disciplinary classes will help in better understanding for the students.
 6. Employability based courses such as for the students should be emphasized.
 7. Students should be encouraged for research oriented activity by introducing courses related to research methodology, and data analysis etc.
 8. More emphasis may be done on the study the ethnic diversity of Northeast India, Women studies, Human Rights etc. in the syllabus.


Principal
Furkating College
Date.....

FURKATING COLLEGE, GOLAGHAT



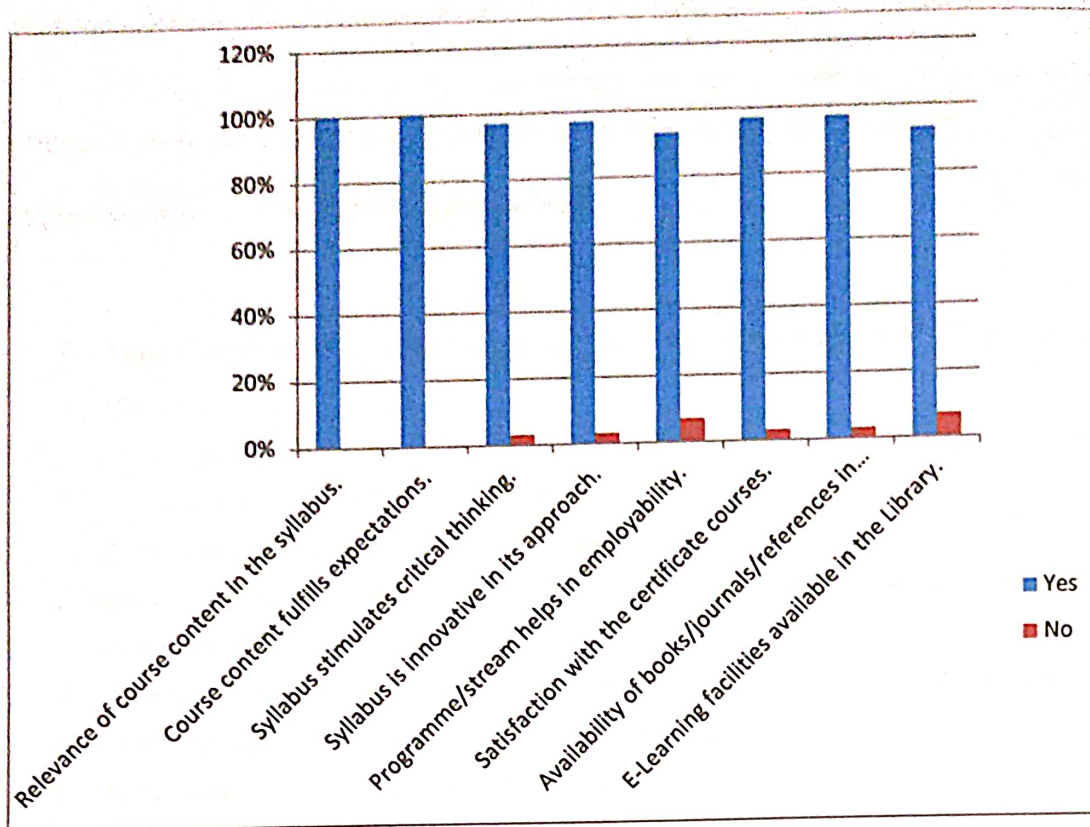
FEEDBACK REPORT: ALUMNI'S FEEDBACK (2021-22)

The Alumni report is prepared on the basis of the Feedback Form responses extended by the Alumni of the college of the session: 2021-2022.

SL. NO.	QUESTIONS	YES	NO
01	Relevance of course content in the syllabus.	100%	0%
02	Course content fulfills expectations.	100%	0%
03	Syllabus stimulates critical thinking.	97%	03%
04	Syllabus is innovative in its approach.	97%	03%
05	Programme/stream helps in employability.	93%	07%
06	Satisfaction with the certificate courses.	97%	03%
07	Availability of books/journals/references in the college Library.	97%	03%
08	E-Learning facilities available in the Library.	93%	07%


Principal
Furkating College
Date.....

CHART ANALYSIS



FINDINGS

100% of the Alumni respondents think that the course content in the syllabus is relevant for them.

100% of the respondents say that the course content was able to fulfill their expectations.

97% respondents agreed that the syllabus was able to stimulate their critical thinking but 03% respondents did not find the syllabus help them in that area.

As to the innovative approach of the syllabus 97% respondents agreed the view and 03% do not agree.

93% of alumni think the programme /stream they studied has helped them in their employability and placements and 07% respondents do not think that it has helped them.

97% respondents rated that they are satisfied with the Certificate Courses available in the college. On the other hand, 03% respondents says that they are not satisfied.

Saib

Principal
Furkating College
Date.....

97% respondents say that they are satisfied with the quality of the books/journals/references of the subject available in the college's Library whereas 3% say that they are not satisfied.

93% respondents say that they are satisfied with the E-Learning facilities provided in the college's Library on the other hand 07% Alumni respondents say they are not satisfied.

Suggestions extended by the Alumni respondents:

1. Steps should be taken to encourage the students for preparation of different competitive exams
2. More courses should be introduced besides the existing ones.
3. New streams like B. Sc should be introduced.
4. Post Graduate programmes should be introduced.
5. Students should be encouraged to read books, magazines, journals and references so that able to cope up with the present-day changing times.
6. The college should give importance in development of Communicative skill among the students.
7. More importance should be given to promote Computer literacy.
8. More vocational courses should be introduced.



Principal
Furkating College
Date.....

FURKATING COLLEGE, GOLAGHAT



FEEDBACK REPORT: EMPLOYERS FEEDBACK (2021-2022)

The Feedback Report is prepared on the basis of the feedback form's responses extended by employer respondents of the college issued to them for the session: 2021-2022

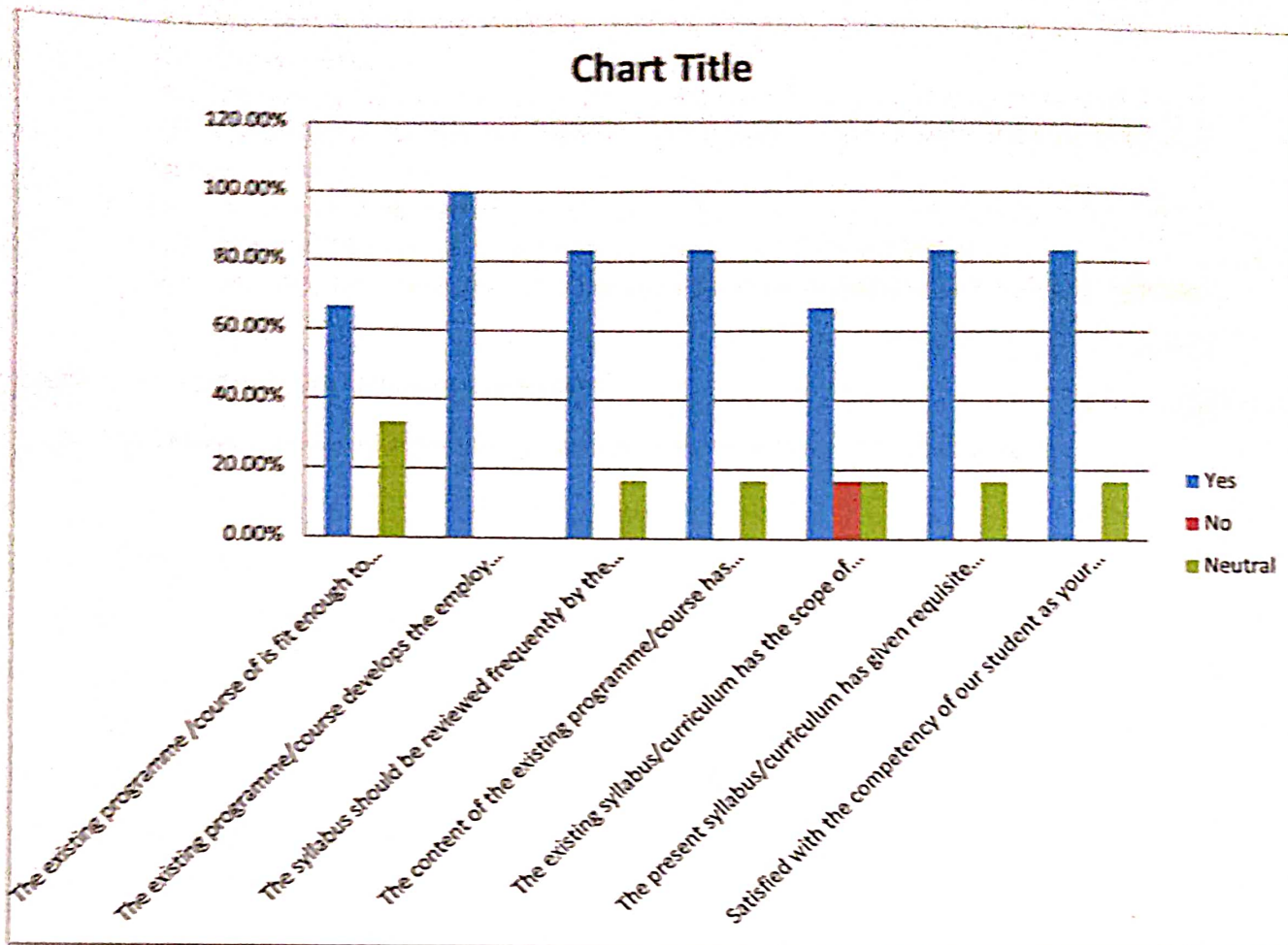
Employers Responses to the following questions:

SL. NO.	Questions	Yes	No	Neutral
1	The existing programme /course of is fit enough to appoint as employee	67%	0.00%	33%
2	The existing programme/course develops the employ ability of our students	100%	0.00%	0.00%
3	The syllabus should be reviewed frequently by the affiliating university.	83%	0.00%	17%
4	The content of the existing programme/course has developed innovativeness & workplace skill	83%	0.00%	17%
5	The existing syllabus/curriculum has the scope of stimulating critical thinking of our students	66%	17%	17%
6	The present syllabus/curriculum has given requisite technological knowledge and skill	83%	0.00%	17%
7	Satisfied with the competency of our student as your employee	83%	0.00%	17%

S. S. S.

Principal
Furkating College
Date.....

CHART ANALYSIS



Findings:

- 67% respondents agreed that existing programme /course of is fit enough to appoint as employee, whereas, 00% say that they are not agreed and 33% are neutral.
- 100% of the employers believe that the existing programme/course develops the employ ability of our students.
- 83% of the respondents agreed that the syllabus should be reviewed frequently by the affiliating university; on the other hand, 00% respondents disagreed and 17% are neutral.

Sainas

Principal
Furkating
Date.....

- 83% of the respondents agreed that the content of the existing programme/course has developed innovativeness & workplace skill; on the other hand, 00% respondents disagreed and 17% are neutral.
- 66% respondents believe that the existing syllabus/curriculum has the scope of stimulating critical thinking of our students, whereas, 17% students say that there are less scope and another 17% are neutral.
- 83% respondents think that the present syllabus/curriculum has given requisite technological knowledge and skill and 0% do not think it provides and 17 % are neutral
- 83% employers are satisfied with the competency of our student as your employee, whereas, 17% are neutral.

Suggestions extended by the Employers respondents:

1. The College should introduce more professional courses along with existing courses.


Principal
Furkating College
Date.....