

**FEEDBACK ANALYSIS REPORT OF FURKATING
COLLEGE**

2016-2017



FURKATING- 785610
DISTRICT- GOLAGHAT
ASSAM


[Signature]
Principal
Furkating College
Date.....

STUDENTS' FEEDBACK

Students remain the foremost stakeholders of an institution and their feedback are of paramount importance in order to enhance its quality. The pros and cons of an institution can be best judged by the students which will help improve the drawbacks lying and leading the institution to achieve its goal. Hence, the college has initiated seeking feedback from the students incorporating **questions on the curriculum, teaching & learning process, infrastructure, student support & governance.**

In the academic session 2016-17, feedback forms were distributed among the students and questions related to various aspects were asked to them. **It is to be noted that 21 questions were designed with Yes/No and other responses pattern and suggestion was sought in the last question.** However, the overall responses were found to be positive and the percentage of suggestions extended by the students is also encouraging where they have put forward relevant suggestions.

The Feedback Report is prepared on the basis of the feedback form responses extended by student respondents of the college issued to them for the session: 2016-17.



Principal
Furkating College
Date.....

FEEDBACK REPORT: STUDENTS' FEEDBACK (2016-2017)

The Feedback Report is prepared on the basis of the feedback form's responses extended by student respondents of the college issued to them for the session: 2016-2017.

Student's Responses to the following questions:

SL. NO.	Q. NOS.	QUESTIONS	YES	NO	OTHER RESPONSES		
1	4	Relevance of the existing vocational/self-financed courses	92%	08%			
2	5	Courses helpful in developing employability	89%	11%			
3	6	Opinion regarding the fee-structure of these courses			High	Low	Bearable
					58%	12%	30%
4	7	Suggestions for introducing new courses/programmes	62%	38%			
5	8	Opinion regarding the teaching method of the teachers			Very Good	Good	Satisfactory
					40%	46%	14%
6	9	Type of teaching method beneficial	65%	35%			
7	10	Suggestions for the teachers to give them the best	70%	30%			
8	11	Suggestions to improve the academic performance of the institution	65%	35%			
9	12	Seminars/workshops and such practices are whether helpful or not	75%	25%			
10	13	Satisfaction with the books and other facilities available in the library	80%	20%			
11	14	Satisfaction with the facilities	54%	46%			


 Principal
 Furkating College
 Date.....

		available in the canteen			
12	15	Opinion regarding the facilities provided in the Girls'/Boys' accommodation	80%	20%	
13	16	Suggestions for other facilities as expected	62%	38%	
14	17	Existing Co-curricular and extra-curricular activities are helpful	70%	30%	
15	18	Whether the Information and Career Guidance Cell is helpful	65%	35%	
16	19	Research projects undertaken by various departments is beneficial	68%	32%	
17	20	Suggestions for other priority areas for research projects	58%	42%	
18	21	Views about the college administration	82%	18%	
19	22	Support from the office staff	80%	20%	
20	23	Satisfaction with the performance of the faculty members	79%	31%	
21	24	Areas faculty members should emphasize	65%	35%	
22	25	Suggestions for overall development of the college	55%	45%	



 Principal
 Furkating College
 Date.....

CHART ANALYSIS

Chart 1. Q. No. 6

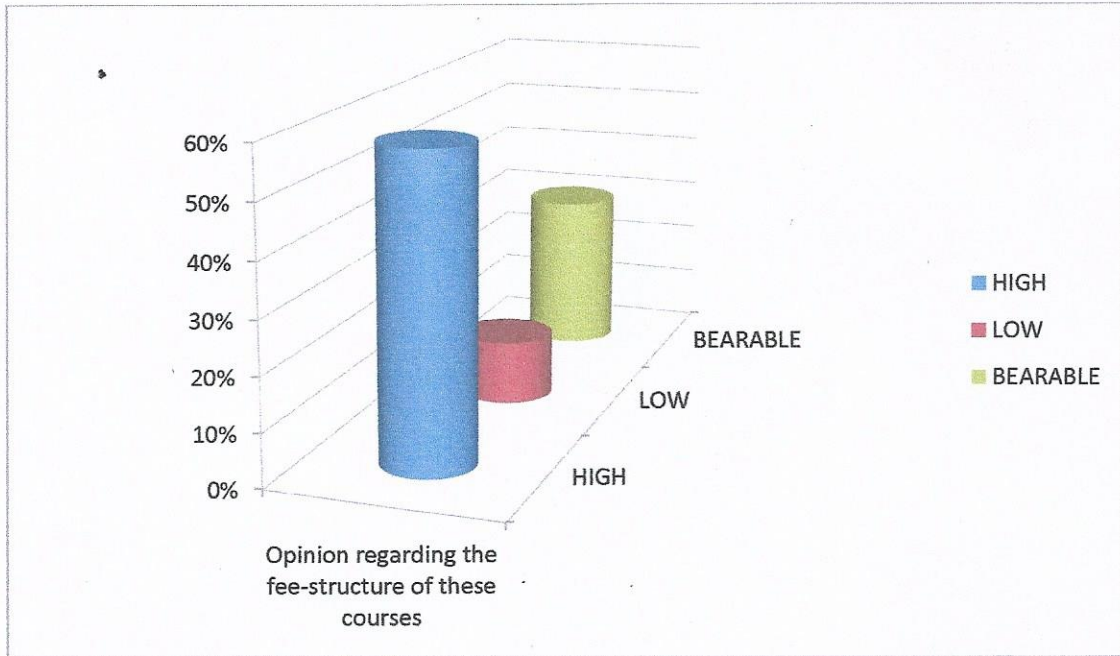
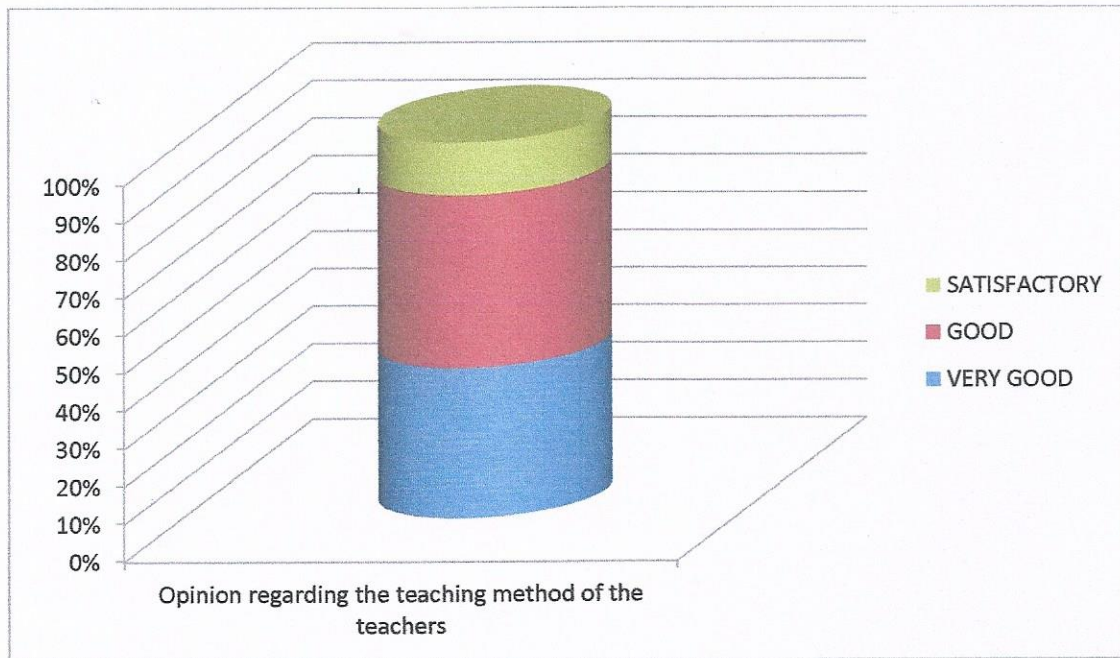
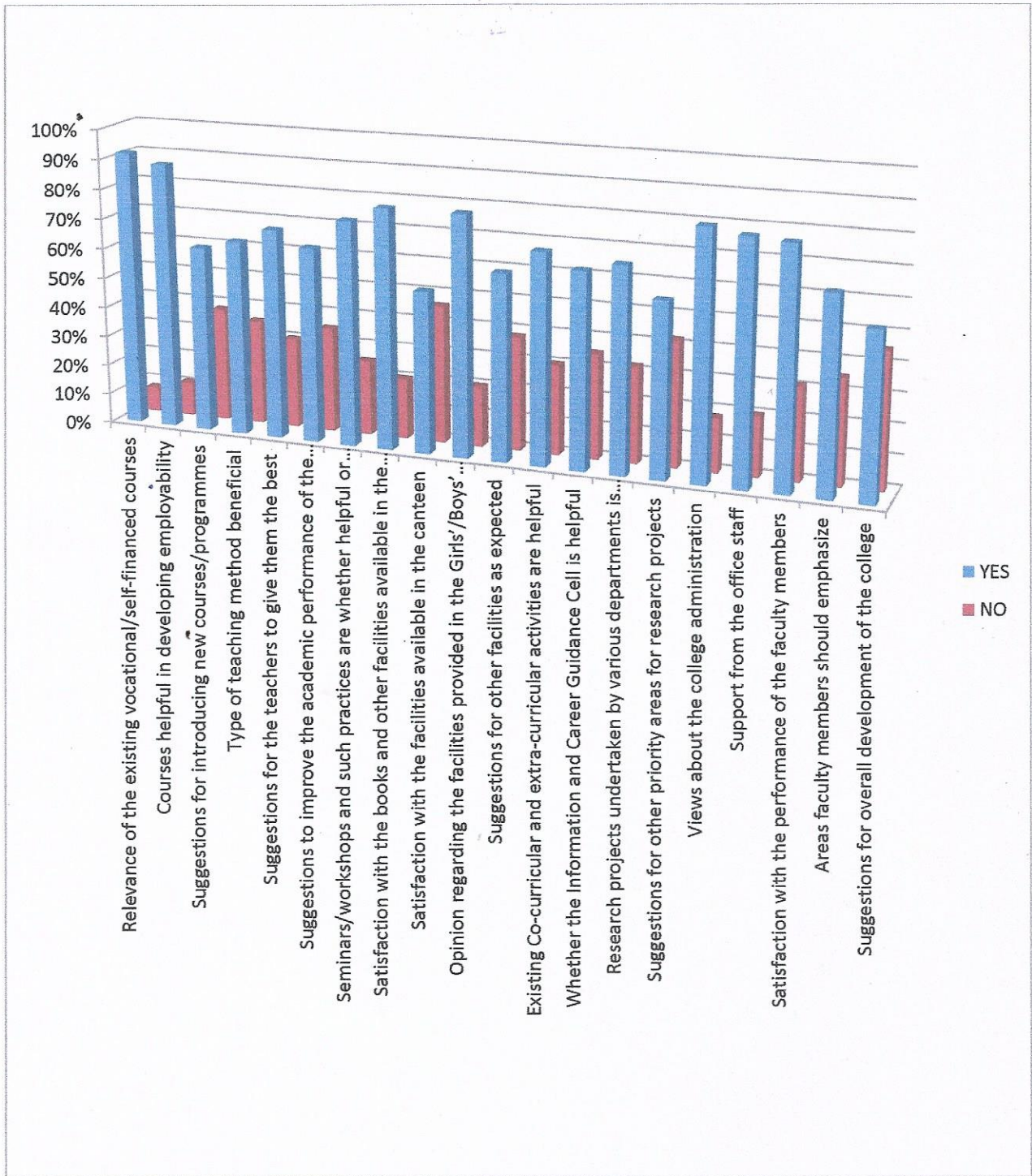


Chart 2, Q. No. 8



[Signature]
Principal
Furkating College
Date.....

Chart 3, Q. Nos. 4, 5, 7, 9-25




 Principal
 Furkating College
 Date.....

Findings:

- 92% student respondents say that the existing vocational/self-financed courses have relevance, whereas, 08% say it has no relevance.
- 89% students are of the view that the courses are helpful in developing employability and only 11% respondents say no.
- Regarding the fee-structure of the courses 58% of student respondents rates High, 12% Low and 30% say it is bearable.
- 62% respondents have extended suggestions for introducing new courses/programmes, whereas, 38% have not extended any suggestions regarding this matter.
- Regarding the teaching method of the teachers 40% students have rated very good, 46% good and 14% as average.
- 65% of Student respondents say that the type of teaching method is beneficial, whereas, 35% say as not beneficial.
- Regarding the suggestions for the teachers to give them the best, 70% students have forwarded some suggestions, and 30% have not extended any suggestions.
- 65% students have given suggestions to improve the academic performance of the institution, whereas, 35% have not forwarded any suggestion.
- 75% respondents say that Seminars/workshops and such practices are helpful to them and 25% of students say no.
- 80% of respondents are satisfied with the books and other facilities available in the library whereas 20% students are not satisfied.
- 54% students say they are satisfied with the facilities available in the canteen and 46% say that they are not satisfied.
- Regarding the facilities provided in the girls' accommodation, 80% respondents say good and 20% say not good enough.
- Regarding suggestions for other facilities 62% students have suggested, whereas, 38% have not suggested.
- 70% respondents say that the existing Co-curricular and extra-curricular activities are helpful, whereas, 30% say as not helpful.
- 65% students say that the Information and Career Guidance Cell is helpful and 35% say as not beneficial.
- 68% respondents are of the view that Research Projects undertaken by various departments is beneficial and 32% opined that they are not beneficial.
- Regarding suggestions for other priority areas for research projects 58% students have suggested and 42% have not.
- About the college administration 82% students have rated as good whereas 18% average.


Principal
Furkating College
Date.....

- 80% student respondents say that they get good support from the office staff and 20% say no.
- 79% respondents are satisfied with the performance of the faculty members but 21% students say that they are not satisfied.
- 65% of students have identified some of the areas where faculty members should emphasize whereas 35% students have remained neutral regarding this.
- 55% of student respondents have extended suggestions for overall development of the college whereas 45% of students remained neutral.

Notable Suggestions:

- The college should take the initiative in introducing Science stream and more new subjects.
- The college has the scope of introducing more self-financed courses.
- The college should take more steps to improve academic performance.
- Fee Structure should be affordable and bearable
- More facilities should be provided in the girls' hostels.
- More infrastructural facilities should be developed by the college.


Principal
Furkating College
Date.....

FEEDBACK REPORT: ALUMNI FEEDBACK (2016-17)

The Alumni report is prepared on the basis of the Feedback Form responses extended by the Alumni of the college of the session: 2016-17.

SL. NO.	QUESTIONS	YES	NO	EMPLOYMENT			VIEW		
				GOV T.	NON-GOVT.	SELF-EMPLOYED	EXCELL ENT	GOOD	AVER AGE
01	Present status of the Alumni				64%	36%			
02	Satisfaction with the infrastructural facilities provided by the college	88%	12%						
03	View about the college administration						83%	17%	
04	Satisfaction with the service provided by the Office Staff	75%	25%						
05	Satisfaction with the quality of Teaching in the college	92%	08%						
06	Satisfaction with the Academic performance of the institution	67%	33%						
07	College maintains proper academic environment within the campus	75%	25%						
08	Happy with the introduction of Self-financing subjects in the college	58%	42%						
09	Suggestions	50%	50%						


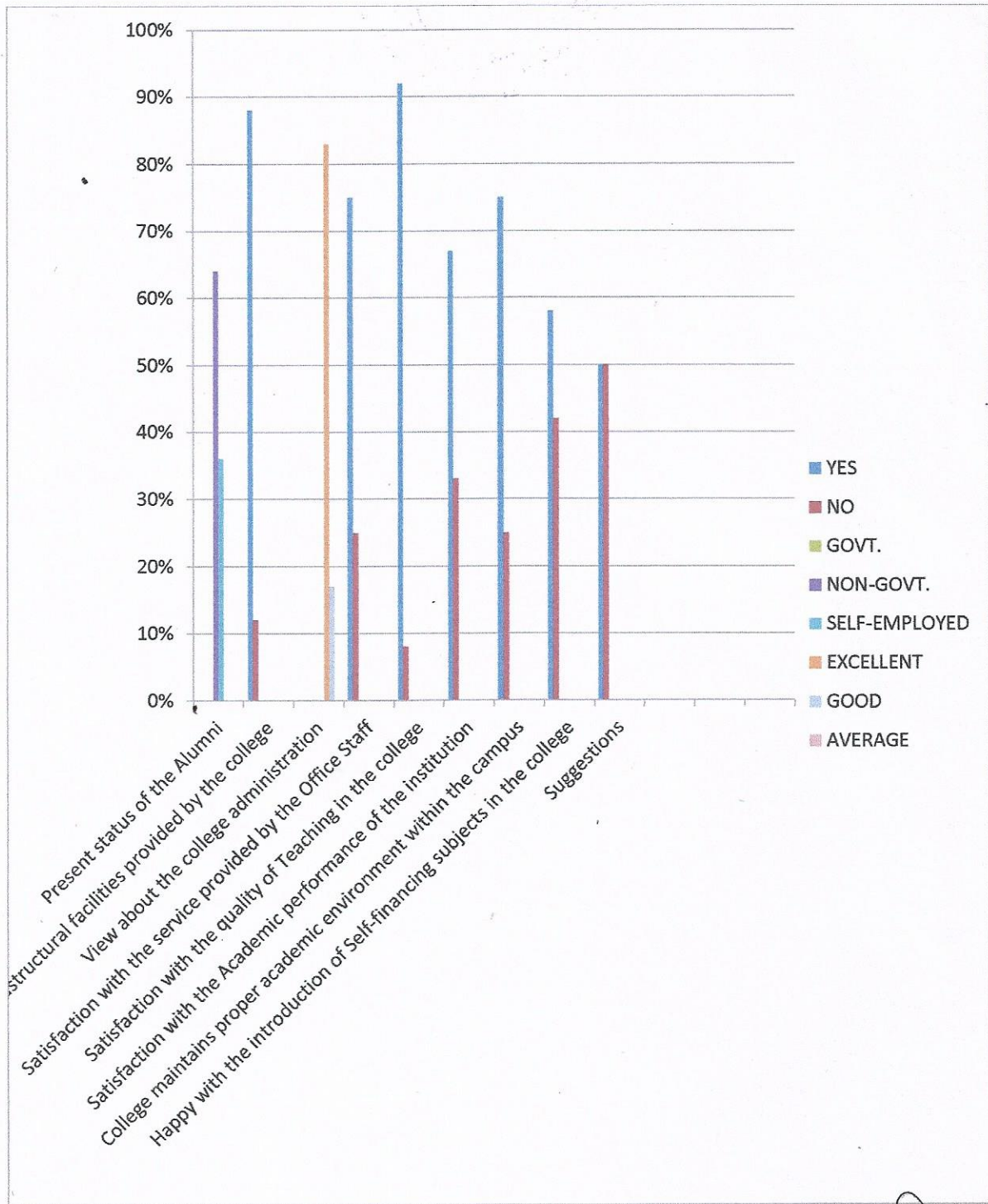

 Principal
 Furkating College
 Date.....

CHART ANALYSIS



Signature


Principal
Furkating College
Date.....

FINDINGS

1. 64% Alumni are found employed in non-Governmental sector and 36% as self-employed.
2. 88% respondents say that they are satisfied with the infrastructural facilities provided by the college whereas 12% alumni respondents say they are not satisfied.
3. 83% Alumni respondents views the college administration as excellent and 17% view as good.
4. 75% respondents say that they are satisfied with the service provided by the Office Staff and 25% say that they are not satisfied.
5. 92% Alumni expresses satisfaction with the quality of Teaching in the college whereas 8% are not satisfied.
6. 67% Alumni are satisfied with the Academic performance of the institution and 33% respondents say that they are not satisfied.
7. 75% Alumni respondents say that the College maintains proper academic environment within the campus, whereas, 25% disagree with this statement.
8. 58% say that they are happy with the introduction of Self-financing subjects in the college, whereas, 42% expresses unhappiness over it.
9. Regarding suggestions 50% respondents have extended their valuable suggestions and 50% did not offer any suggestion.

Suggestions extended by the Alumni respondents:

1. The Academic syllabus should have more relevance to the present-day context with new approaches.
2. The college should introduce MA courses.
3. More skill-based courses to be introduced which will help in their practical life.
4. Hostels for boys should be provided as early as possible.
5. The college should improve drinking water facilities.



Principal
Furkating College
Date.....

FEEDBACK REPORT: PARENTS' FEEDBACK (2016-2017)

The Feedback Report is prepared on the basis of the feedback form's responses extended by Parent respondents of the college issued to them for the session: 2016-2017.

Parents' Responses to the following questions:

SL. NO.	Questions	Other Responses					
		YES	NO	IN %			
1	Reason for admitting your child in this college			Good academic atmosphere	Friendly nature of the teachers	Facilities provided to students	In close proximity to my house
				80%	10%	05%	05%
2	Satisfaction of your child in college administration	85%	15%				
3	Your opinion on fee structure of self-financed courses			Expensive	Reasonable	Affordable	N/A
				65%	20%	15%	
4	Do you attend the Parent-Guardian meeting?	88%	12%				
5	If no, the reasons			Intimation not received on time	Insufficient time	Usually don't attend meetings	Not in good relationship with the teachers
				05%	10%	03%	
6	Does the college act upon the suggestions forwarded by the parents/guardians?	90%	10%				


 Principal
 Furkating College
 Date.....

7	Do you attend the parents meet arranged by the Parent-Teacher Association?	75%	25%				
8	Your opinion on the fee structure of the college			Expensive	Reasonable	Affordable	N/A
				15%	76%	09%	
9	Are you satisfied with the teaching process	92%	08%				
10	Your views on the existing curriculum of the college			Acceptable	Not acceptable		
				93%	07%		
11	Are you satisfied with the college administration?	87%	13%				
12	Your opinion on the academic atmosphere of the college			Good academic atmosphere	Not up-to the mark	Has scope to develop	Should have better results
				60%	05%	12%	23%
13	Your suggestions on overall development of the college	25%	75%				



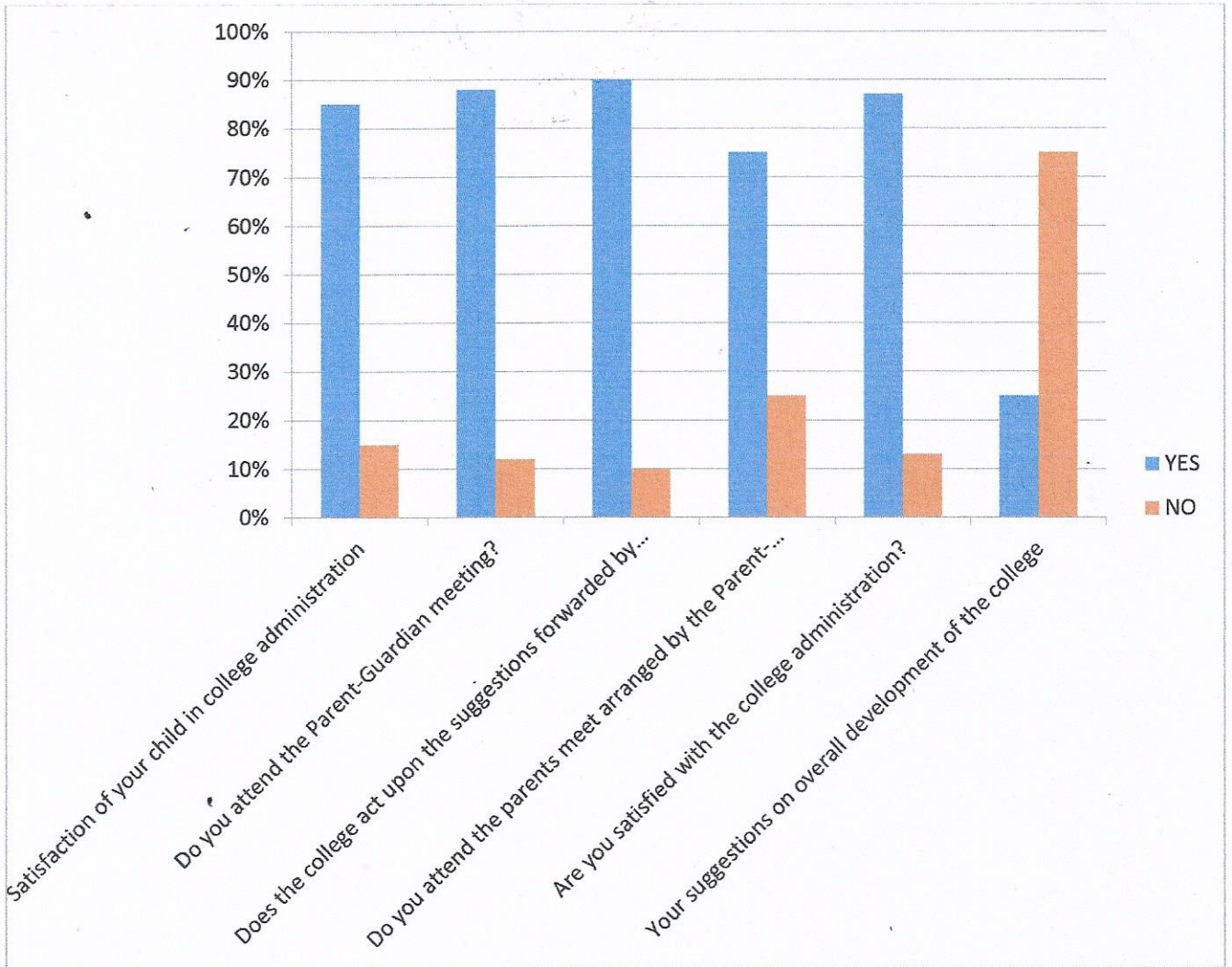



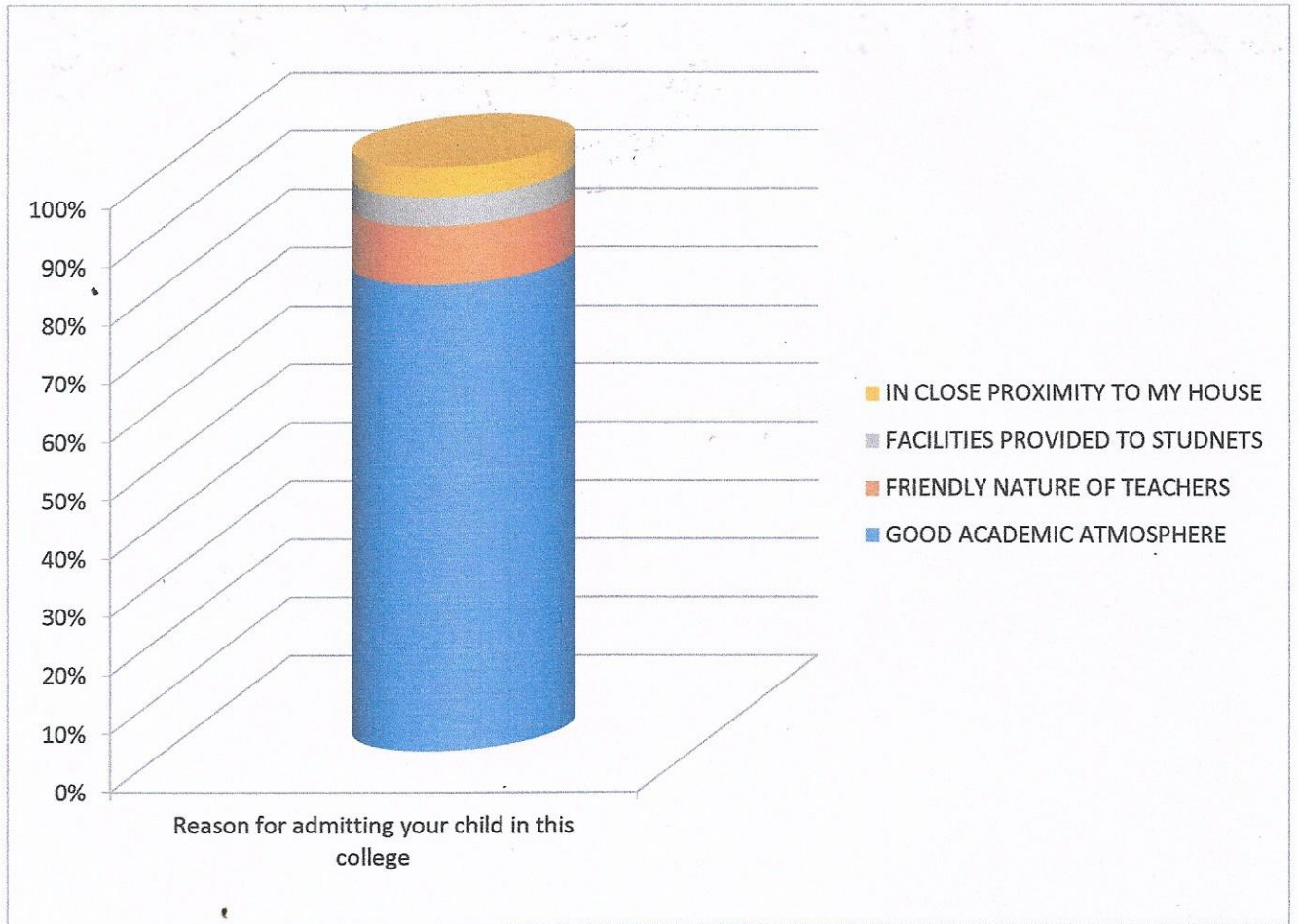
CHART ANALYSIS

Chart 1. Q.No.9, 11, 13, 14, 15, 19, 21



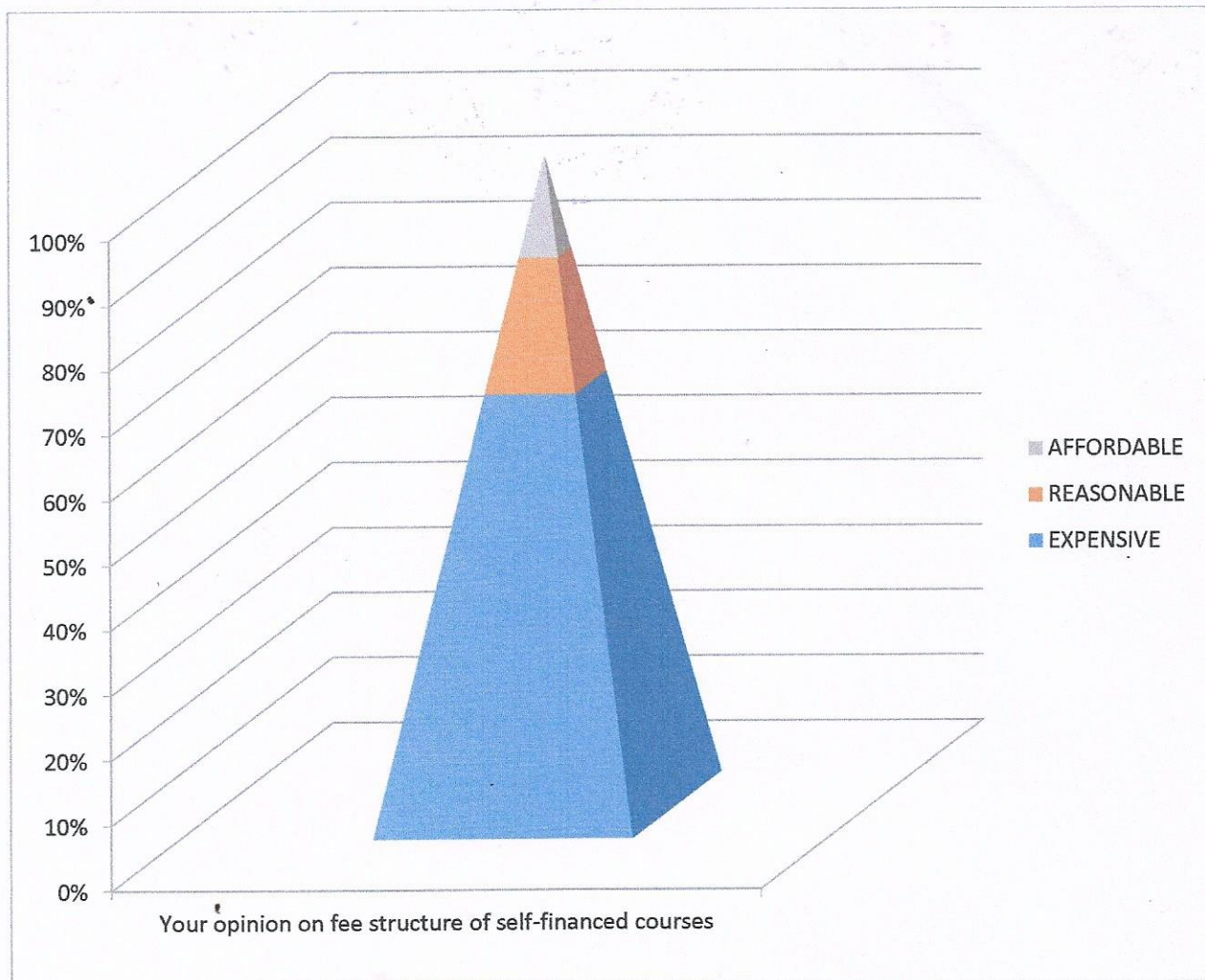
[Signature]
Principal
Furkating College
Date.....

Chart 2. Q.No.8




Principal
Furkating College
Date.....

Chart 3. Q.NO. 10




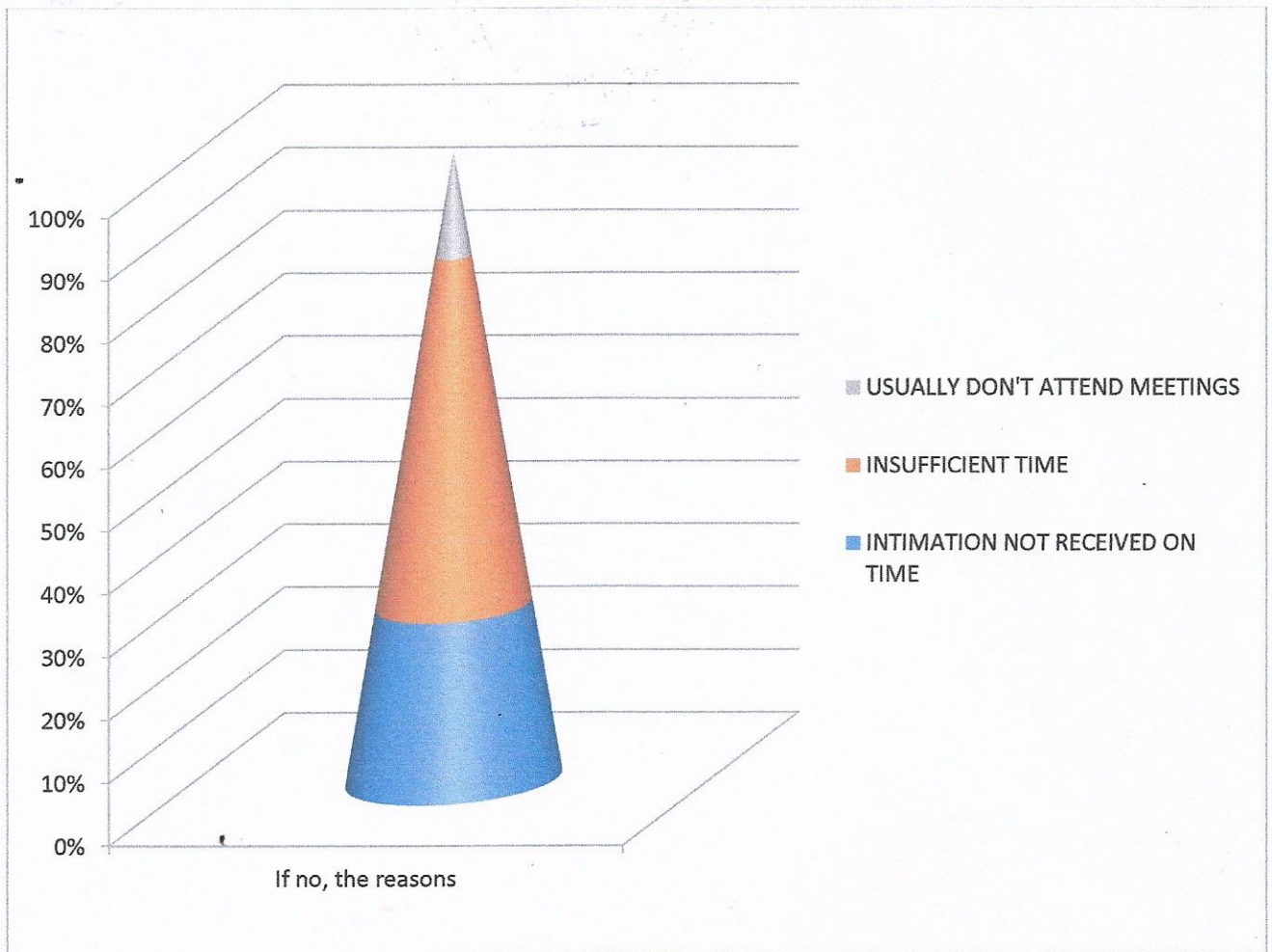
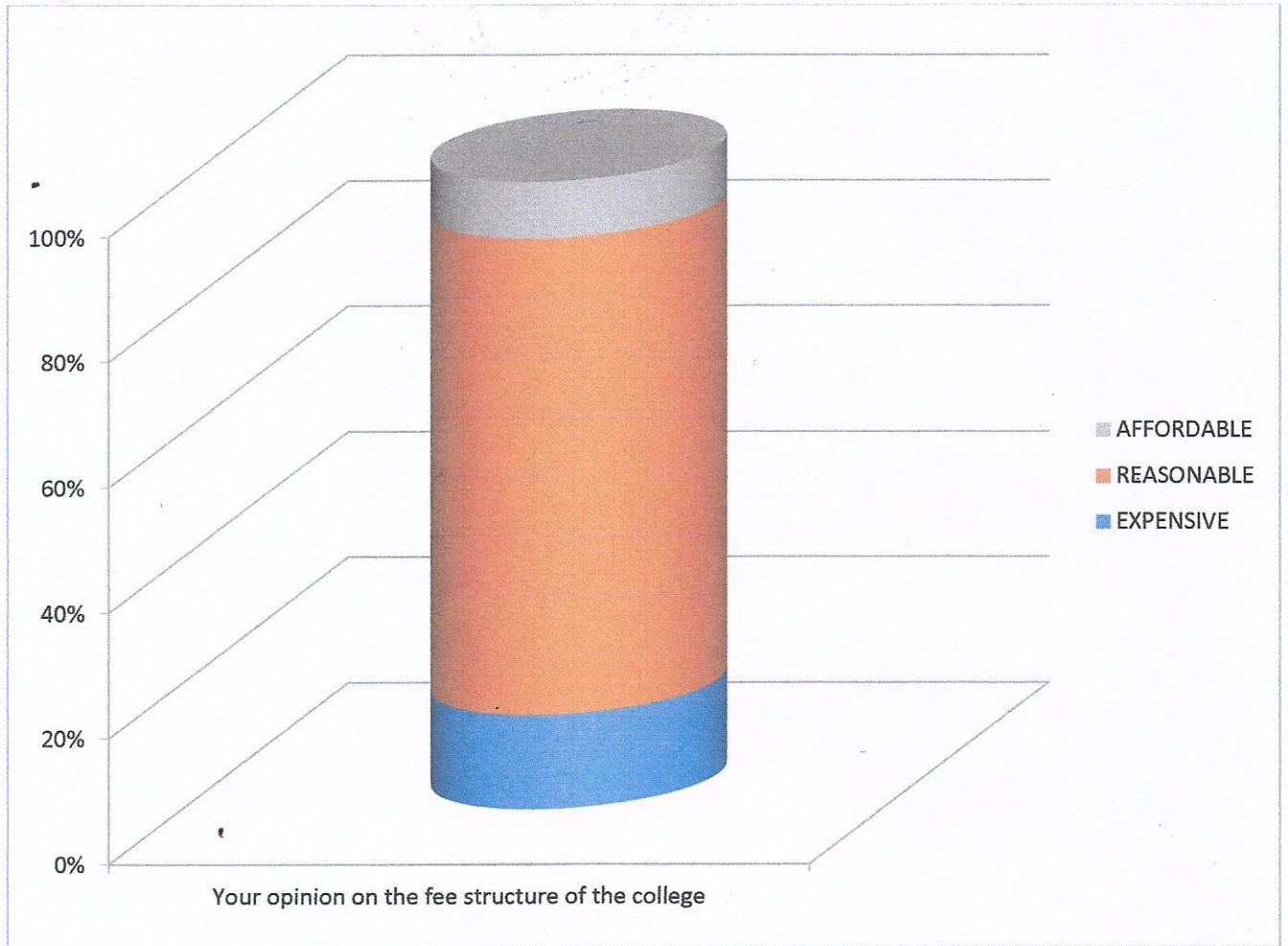

Principal
Furkating College
Date.....

Chart 4. Q.No.12



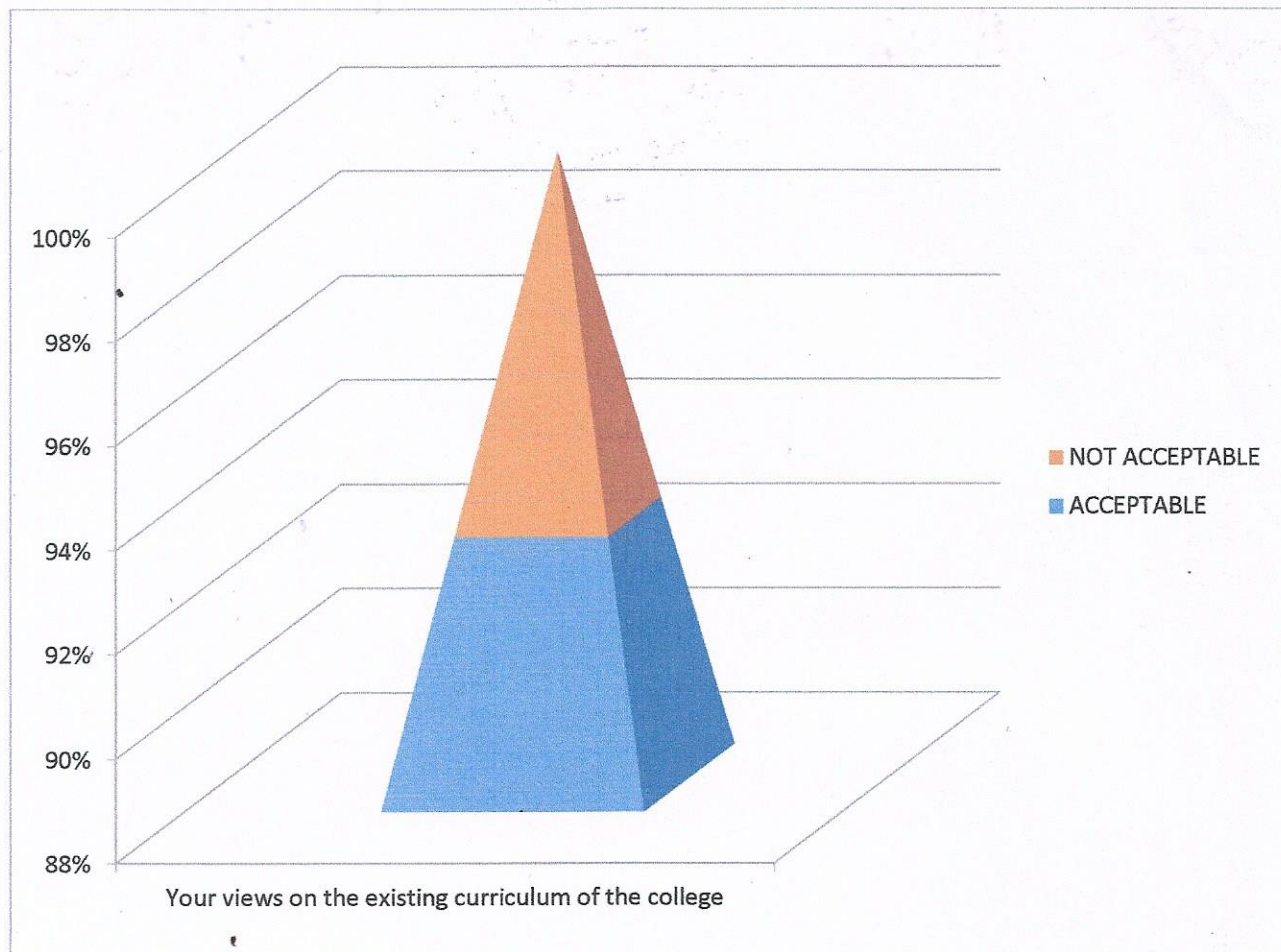
[Signature]
Principal
Furkating College
Date.....

Chart 5. Q.No.16



[Signature]
Principal
Furkating College
Date.....

Chart 6. Q.No.20






Principal
Furkating College
Date.....

Chart 7. Q.No.21



[Signature]
Principal
Furkating College
Date.....

Findings:

- 80% of parents/guardians that they have admitted their children in this college because of good academic atmosphere, 10% say because of Friendly nature of the teachers, 5% say because of Facilities provided to students and 5% say for close proximity to their houses.
- 85% parents say that their children are satisfied with college administration and only 15% have shown their dissatisfaction.
- 65% Parents opine that the fee structure of self-financed courses as expensive, 20% say reasonable and 15% says affordable.
- 88% Parent respondents say that they attend the Parent-Guardian meeting whereas 12% say fail to attend the meeting.
- The reasons they say are: 05% because of intimation not received on time, 10% insufficient time and 03% usually don't attend meetings.
- 90% parents say that the college act upon the suggestions forwarded by the parents/guardians and 10% negate the view.
- 75% respondents say that they attend the parents meet arranged by the Parent-Teacher Association whereas 25% say they don't attend.
- 15% parents opine that the fee structure of the college is expensive, 76% opine it as reasonable and 09% say that it is affordable.
- 92% of the parents say that they are satisfied with the teaching process and 08% say that they are not satisfied.
- 93% parents view that the existing curriculum of the college is acceptable and 07% say that it is not acceptable!
- 87% of parents say they are satisfied with the college administration and only 13% say that they are not satisfied.
- 60% respondents express academic atmosphere as Good, 05% as not up-to the mark, 12% says that it has scope to develop and 23% say that the college should have better results.
- Regarding suggestions on overall development of the college 25% have extended their valuable suggestions and 75% of the parent respondents did not extend any suggestions as such.

Suggestions:

- The parents meet should be held at regular intervals.
- Parent-Teacher Meet should be held regularly to solve various student related issues
- More facilities should be provided to students
- Academic atmosphere of the college should have more scope for development of the students as a whole
- Office Staff should be more supportive.


Principal
Furkating College
Date.....