

**FEEDBACK ANALYSIS REPORT OF FURKATING
COLLEGE**

2015-2016



FURKATING- 785610
DISTRICT- GOLAGHAT
ASSAM

Saiee
Principal
Furkating College
Date.....

STUDENTS' FEEDBACK

Students remain the foremost stakeholders of an institution and their feedback are of paramount importance in order to enhance its quality. The pros and cons of an institution can be best judged by the students which will help improve the drawbacks lying and leading the institution to achieve its goal. Hence, the college has initiated seeking feedback from the students incorporating questions on the curriculum, teaching & learning process, infrastructure, student support and governance and leadership.

In the academic sessions 2015-16, feedback forms were distributed among the students and questions related to various aspects were asked to them. **It is to be noted that 21 questions were designed with Yes/No and other responses pattern and suggestion was sought in the last question.** However, the overall responses were found to be positive and the percentage of suggestions extended by the students is also encouraging where they have put forward relevant suggestions.

The Feedback Report is prepared on the basis of the feedback form responses extended by student respondents of the college issued to them for the session: 2015-16.

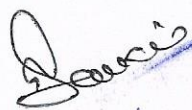

Principal
Furkating College
Date.....

FEEDBACK REPORT: STUDENTS' FEEDBACK (2015-2016)

The Feedback Report is prepared on the basis of the feedback form's responses extended by student respondents of the college issued to them for the session: 2015-2016.

Students' Responses to the following questions:

SL. NO.	Q. NOS.	QUESTIONS	YES	NO	OTHER RESPONSES		
1	4	Relevance of the existing vocational/self-financed courses	88%	12%			
2	5	Courses helpful in developing employability	98%	02%			
3	6	Opinion regarding the fee-structure of these courses			High	Low	Bearable
					63%	10%	27%
4	7	Suggestions for introducing new courses/programmes	58%	42%			
5	8	Opinion regarding the teaching method of the teachers	38%		Very Good	Good	Satisfactory
					38%	46%	16%
6	9	Type of teaching method beneficial	60%	40%			
7	10	Suggestions for the teachers to give them the best	65%	35%			
8	11	Suggestions to improve the academic performance of the institution	69%	31%			
9	12	Seminars/workshops and such practices are whether helpful or not	77%	23%			
10	13	Satisfaction with the books and other facilities available in the library	79%	21%			
11	14	Satisfaction with the facilities available in the canteen	46%	54%			


 Principal
 Purkating College

12	15	Opinion regarding the facilities provided in the Girls'/Boys' accommodation	83%	17%	
13	16	Suggestions for other facilities as expected	52%	48%	
14	17	Whether existing Co-curricular and extra-curricular activities are helpful	67%	33%	
15	18	Whether the Information and Career Guidance Cell is helpful	69%	31%	
16	19	Research projects undertaken by various departments is beneficial	69%	31%	
17	20	Suggestions for other priority areas for research projects	56%	44%	
18	21	Opinion about the college administration	87%	13%	
19	22	Support from the office staff	79%	31%	
20	23	Satisfaction with the performance of the faculty members	79%	31%	
21	24	Areas faculty members should emphasize	67%	33%	
22	25	Suggestions for overall development of the college	60%	40%	


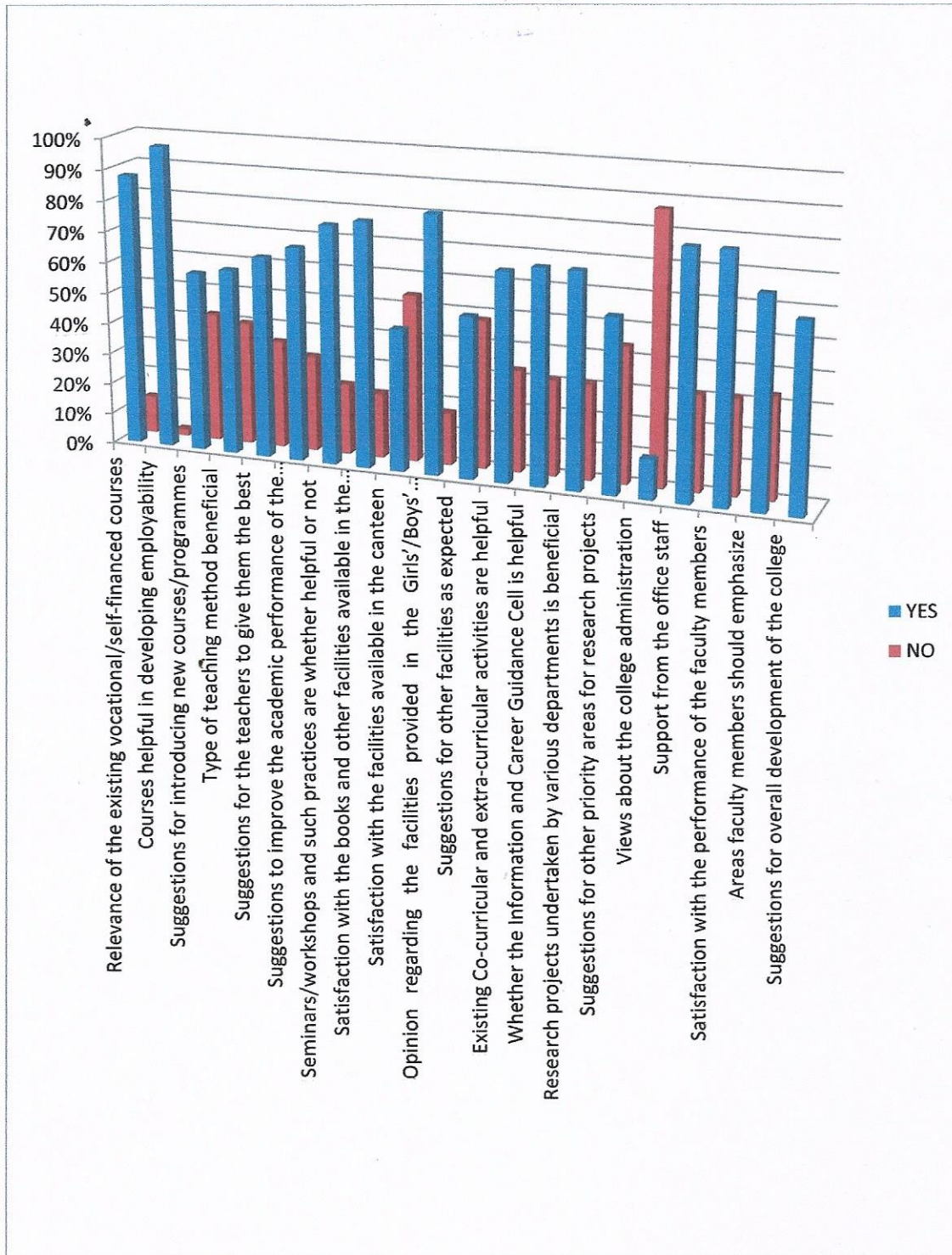

 Principal
 Furkating College
 Date.....

CHART ANALYSIS

Chart 1. Q. No. 4, 5, 7& 9-25




 Principal
 Furkating College
 Date.....

Chart 2. Q. No. 6

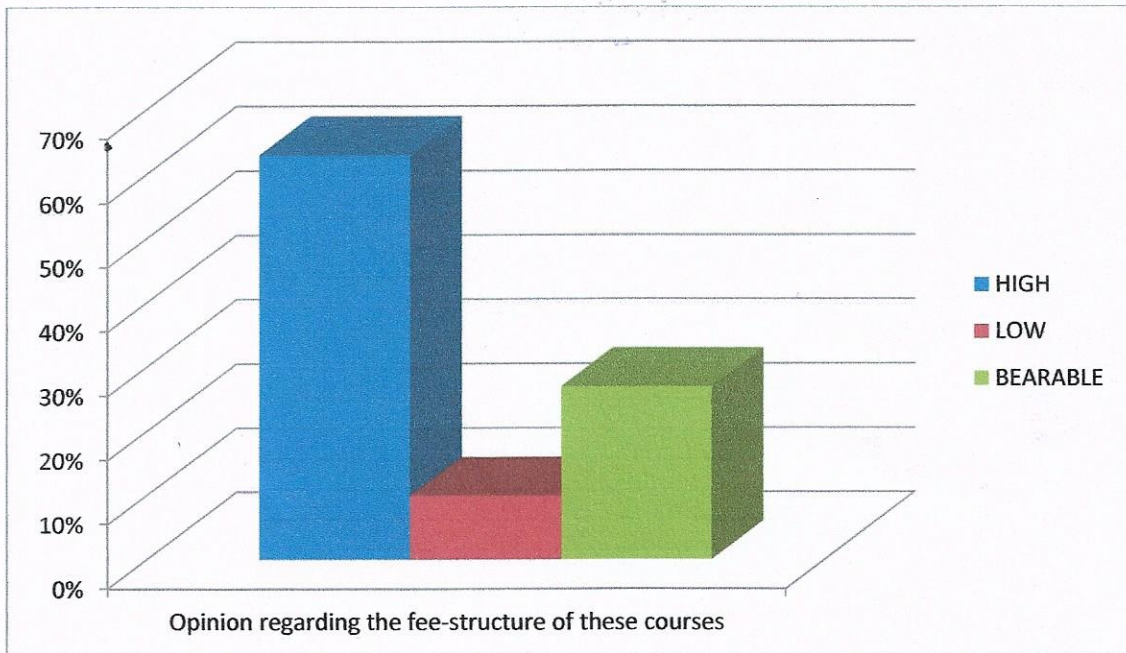
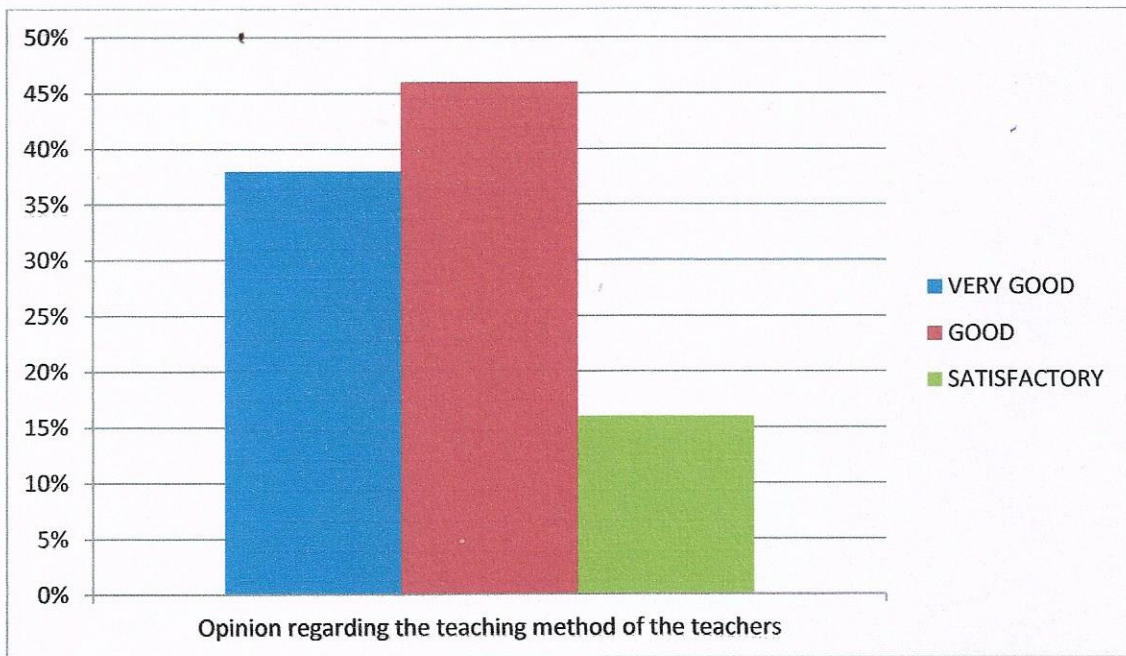


Chart 3. Q. No. 8



[Signature]
Principal
Furkating College
Date.....

Findings:

- 88% student respondents say that the existing vocational/self-financed courses have relevance whereas 12% say it has no relevance.
- 98% students are of the view that the courses are helpful in developing employability, on the other hand, only 2% respondents say no.
- Regarding the fee-structure of the courses 63% of student respondents rate High, 10% Low and 27% say it is bearable.
- 58% respondents have extended suggestions for introducing new courses/programmes whereas 42% have not extended any suggestions regarding this matter.
- Regarding the teaching method of the teachers, 38% students have rated very good, 46% good and 16% as average.
- 60% of Student respondents say that the type of teaching method is beneficial whereas 40% say that it is not beneficial.
- Regarding the suggestions for the teachers to give them the best, 65% students have forwarded some suggestions, on the other hand, 35% have not extended any suggestion.
- 69% students have given suggestions to improve the academic performance of the institution whereas 31% have not forwarded any suggestion.
- 77% respondents say that Seminars/workshops and such practices are helpful to them and 23% of students say no.
- 79% of respondents are satisfied with the books and other facilities available in the library, whereas, 21% students are not satisfied.
- 46% students say that they are satisfied with the facilities available in the canteen, and 54% expresses their dissatisfaction.
- Regarding the facilities provided in the Girls' accommodation 83% respondents say good and 17% say not good enough.
- Regarding suggestions for other facilities 52% students have suggested, whereas, 48% have not suggested.
- 67% respondents say that the existing Co-curricular and extra-curricular activities are helpful whereas 33% negate the view.
- 69% students say that the Information and Career Guidance Cell is helpful and 31% say that it is not helpful.
- 69% respondents are of the view that Research Projects undertaken by various departments is beneficial and 31% opined that they are not beneficial.
- Regarding suggestions for other priority areas for research projects 56% students have suggested and 44% have not put forth any suggestion.
- About the college administration 87% students have rated as good, whereas, 13% average.


Principal
Furkating College
Date.....

- 79% student respondents say that they get good support from the office staff and 31% say no.
- 79% respondents are satisfied with the performance of the faculty members but 31% students say that they are not satisfied.
- 67% of students have identified some of the areas where faculty members should emphasize whereas 33% students have remained neutral regarding this.
- 60% of student respondents have extended suggestions for overall development of the college whereas 40% of students remained neutral.

Suggestions:

- **PG classes should be introduced.**
- **The college can introduce more self-financed courses for employability.**
- **More environment friendly courses should be introduced.**
- **Office staff should be more helpful and approachable.**
- **ICT in classroom teaching should be used regularly.**
- **Facilities in the college hostels should be improved.**
- **More research-oriented projects need to be taken up in the college.**
- **The college should take the initiative for accommodation of boys.**



Principal
Furkating College
Date.....

ALUMNI FEEDBACK (2015-16)

The Alumni of a college is indispensable to any institution as it can better reflect the overall performance and development of an institution from their perspective as a part of it once. Hence, their feedback on various aspects of the college is valuable and is analyzed with utmost importance and the institution attempts to take actions at most of their observations and suggestions. In the Feedback, besides questions related to the curriculum and syllabus several questions on other aspects were framed with the option of YES/NO and seeking suggestions.

ANALYSIS

The Alumni report is prepared on the basis of the Feedback Form responses extended by the Alumni of the college of the session: 2015-2016.

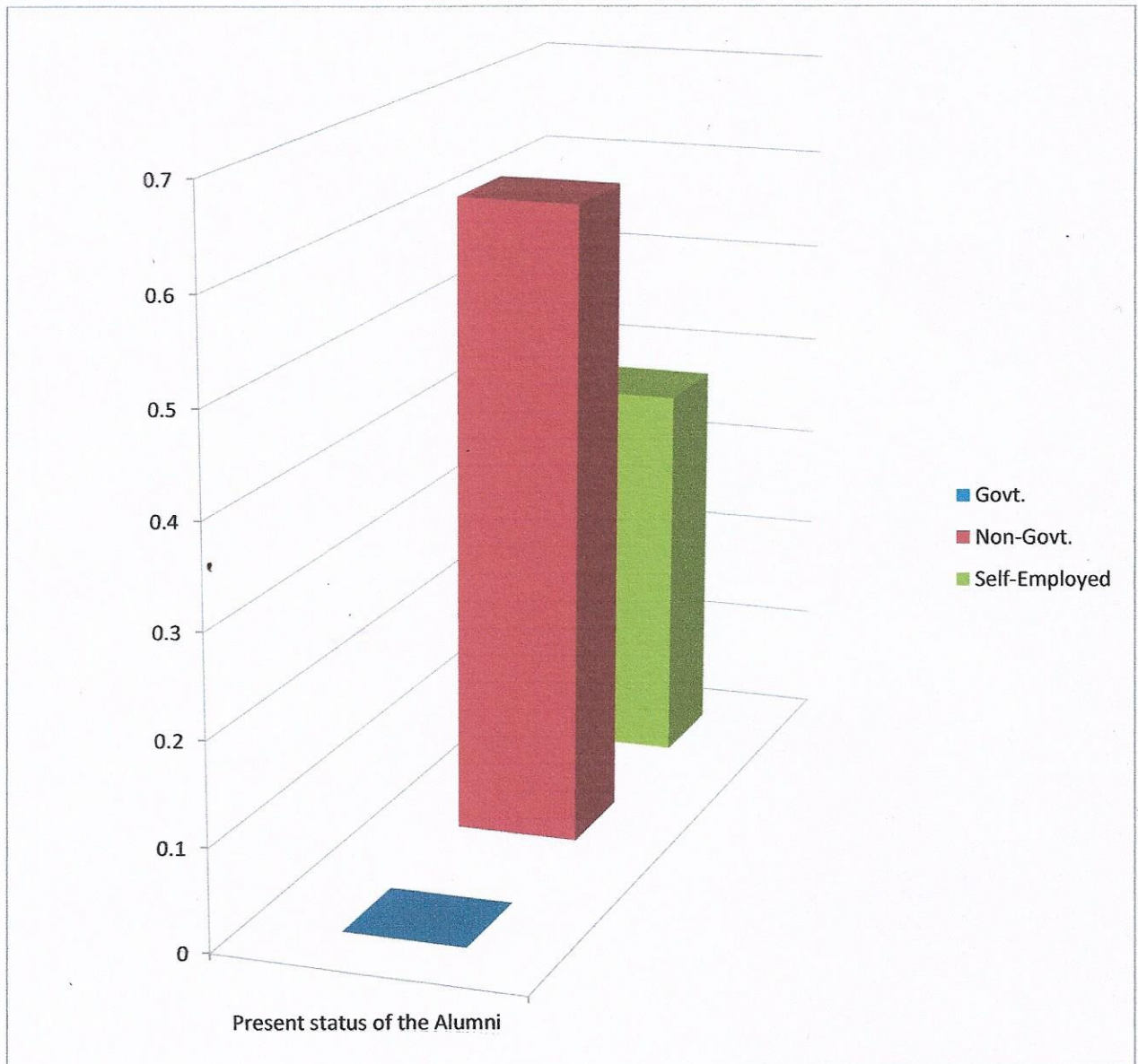
SL. NO	QUESTIONS	YES	NO	EMPLOYMENT			VIEWS		
				Govt	Non-Govt	Self-Employed	Excellent	Good	Average
01	Present status of the Alumni	N/A	N/A		62.5%	37.5%			
02	Satisfaction with the infrastructural facilities provided by the college	87.5%	12.5%						
03	Opinion about the college administration	N/A	N/A				75%	25%	
04	Satisfaction with the service provided by the Office Staff	87.5%	12.5%						
05	Satisfaction with the quality of Teaching in the college	75%	25%						
06	Satisfaction with the Academic performance of the institution	87.5%	12.5%						
07	College maintains proper academic environment within the campus	100%	0%						
08	Satisfaction with the introduction of Self-financing subjects in the college	75%	25%						


 Principal
 Furkating College
 Date.....

09	Suggestions	25%	75%						
----	-------------	-----	-----	--	--	--	--	--	--

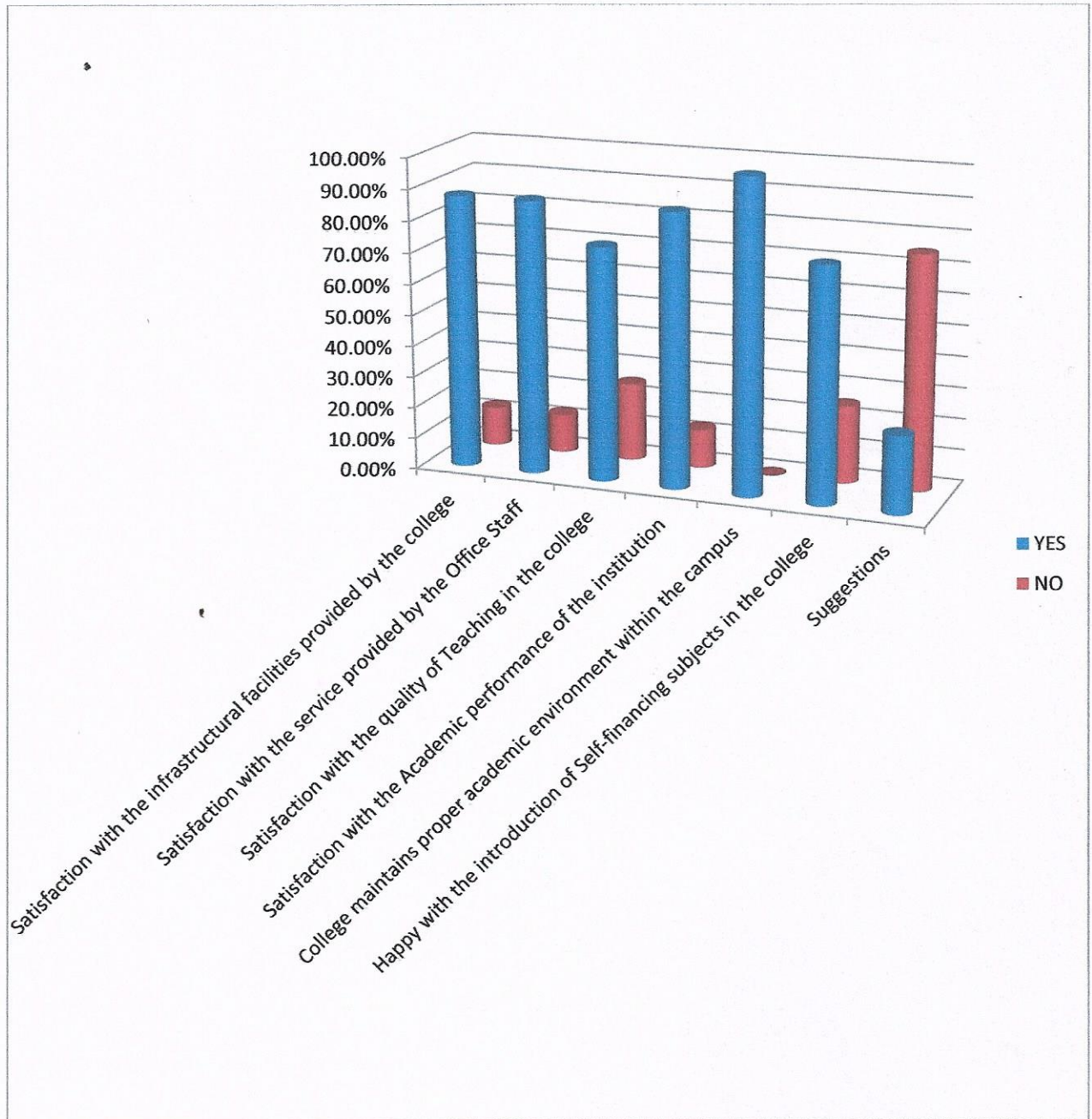
CHART ANALYSIS

Chart 1: Question No.1



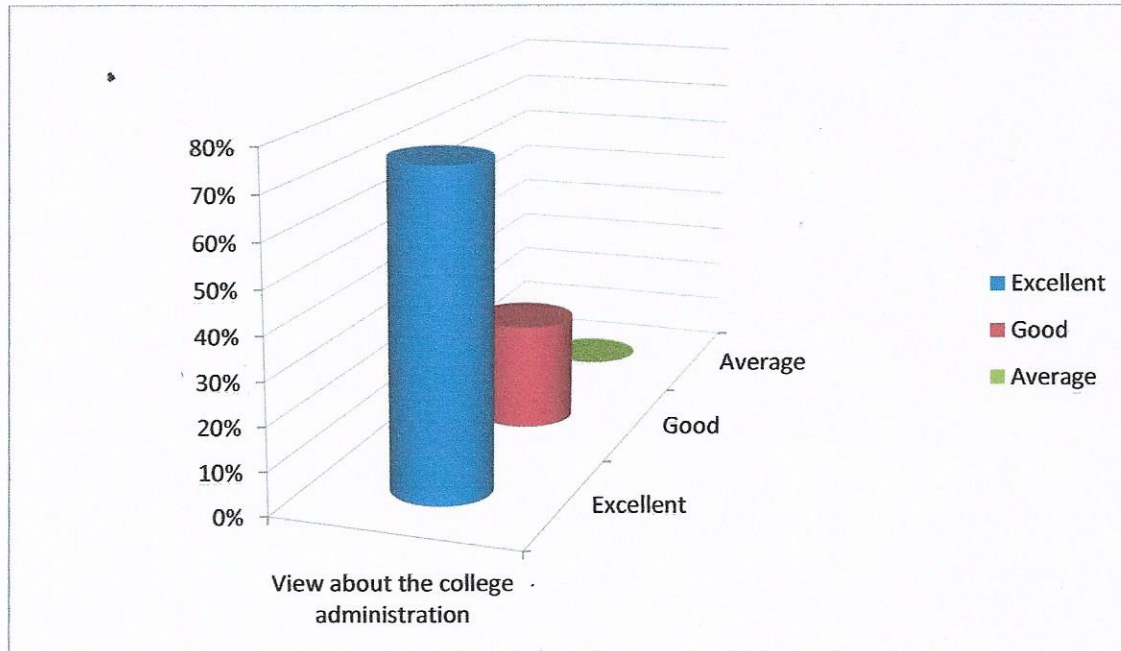
Shree
Principal
Furkating College
Date.....

Chart 2: Question No. 2, 4- 9



[Signature]
Principal
Furkating College
Date.....

Chart 3: Question No. 3



FINDINGS:

1. 62.5% Alumni are found employed in non-Governmental sector and 37.5% as self-employed.
2. 87.5% respondents say that they are satisfied with the infrastructural facilities provided by the college whereas 12.5% alumni respondents say they are not satisfied.
3. 75% Alumni respondents opine the college administration as excellent and 25% view as good.
4. 87.5% respondents say that they are satisfied with the service provided by the Office Staff and 12.5% say that they are not satisfied.
5. 75% Alumni expresses satisfaction with the quality of Teaching in the college whereas 25% as not satisfied.
6. 87.5% Alumni are satisfied with the Academic performance of the institution and 12.5% respondents say that they are not.
7. 100% Alumni respondents says that College maintains proper academic environment within the campus.
8. 75% say that they are happy with the introduction of Self-financing subjects in the college whereas 25% expresses unhappiness over it.

9. 25% Alumni extended their valuable suggestions towards making the institution an outstanding one, on the other hand, 75% respondents did not give any suggestion.


Few notable suggestions extended by the Alumni

1. Introduction of more courses and programmes
2. Besides providing valuable education, the teacher should also encourage the students in different perspectives so that they may be able to sustain their lives.
3. More congenial and student friendly atmosphere should be created in the college.
4. Sense of unity and integrity in the college should be kept intact.


Principal
Furkating College
Date.....

PARENTS' FEEDBACK (2015-2016)

Parents and Guardians of a college occupy another significant position as one of the stakeholders of an institution. After admitting their wards in the institution, they are too, to some extent either directly or indirectly involved in all the aspects and activities. Keeping in mind the needs and requirements of their children, they too can reflect the overall performance and development of an institution from their perspective. Hence, their feedback on various aspects of the college is valuable and is analyzed with utmost importance. The institution attempts to take actions at most of their observations and suggestions. In the Feedback, besides questions related to the curriculum and syllabus several other questions encompassing all other aspects were framed with the option of YES/NO, other responses pattern and seeking suggestions.


Principal
Furkating College
Date.....

FEEDBACK REPORT: PARENTS' FEEDBACK

The Feedback Report is prepared on the basis of the feedback form's responses extended by Parent/Guardian respondents of the college issued to them for the session: 2015-2016.

Parent's Responses to the following questions:

SL. NO.	Questions	Other Responses					
		YES	NO	IN %			
1	Reason for admitting your child in this college			Good academic atmosphere	Friendly nature of the teachers	Facilities provided to students	In close proximity to my house
				90%	05%	02%	03%
2	Satisfaction of your child in college administration	90%	10%				
3	Your opinion on fee structure of self-financed courses			Expensive	Reasonable	Affordable	N/A
				68%	15%	17%	
4	Do you attend the Parent-Guardian meeting?	82%	18%				
5	If no, the reasons			Intimation not received on time	Insufficient time	Usually don't attend meetings	Not in good relationship with the teachers
				03%	13%	02%	
6	Does the college act upon the	93%	07%				


 Principal
 Furkating College
 Date.....

	suggestions forwarded by the parents/guardians ?						
7	Do you attend the parents meet arranged by the Parent-Teacher Association?	80%	20%				
8	Your opinion on the fee structure of the college			Expensive	Reasonable	Affordable	N/A
				10%	81%	09%	
9	Are you satisfied with the teaching process	94%	06%				
10	Your views on the existing curriculum of the college			Acceptable	Not acceptable		
				96%	04%		
11	Are you satisfied with the college administration?	97%	03%				
12	Your opinion on the academic atmosphere of the college			Good academic atmosphere	Not up-to the mark	Has scope to develop	Should have better results
				64%	02%	12%	22%
13	Your suggestions on overall development of the college	25%	75%				


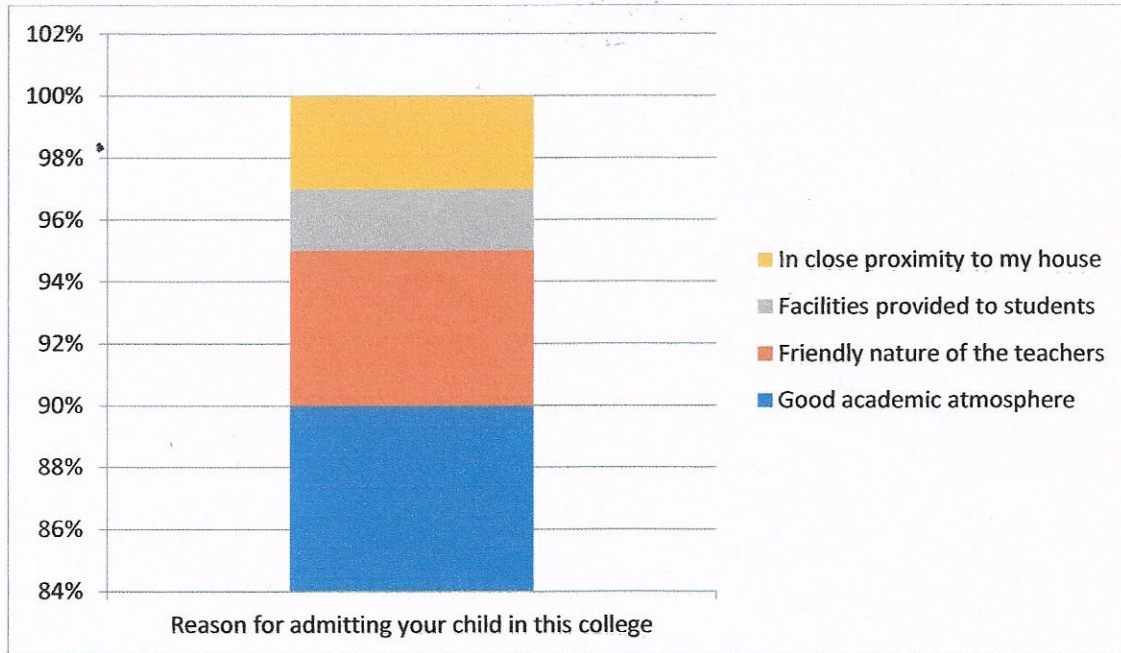

 Principal
 Furkating College
 Date.....

CHART ANALYSIS

Chart 1. Q. No. 8




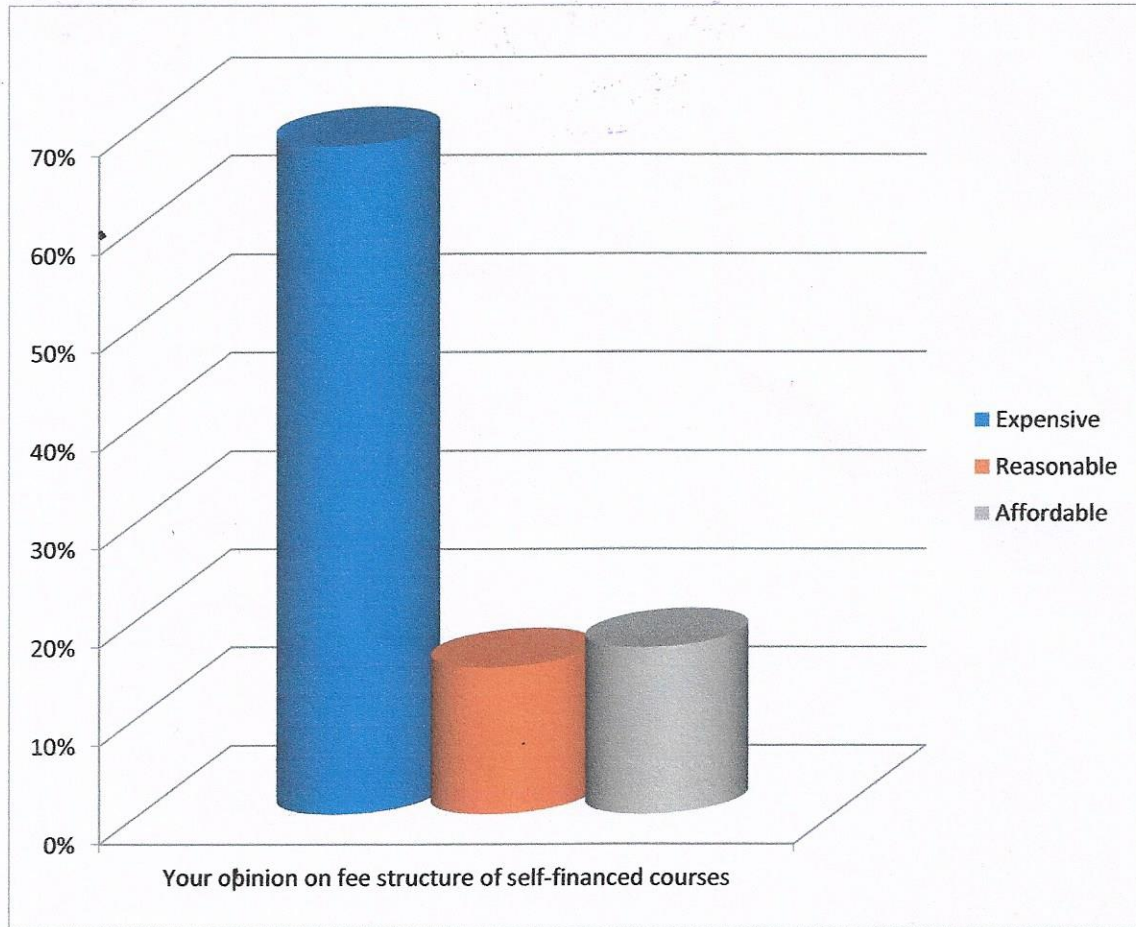
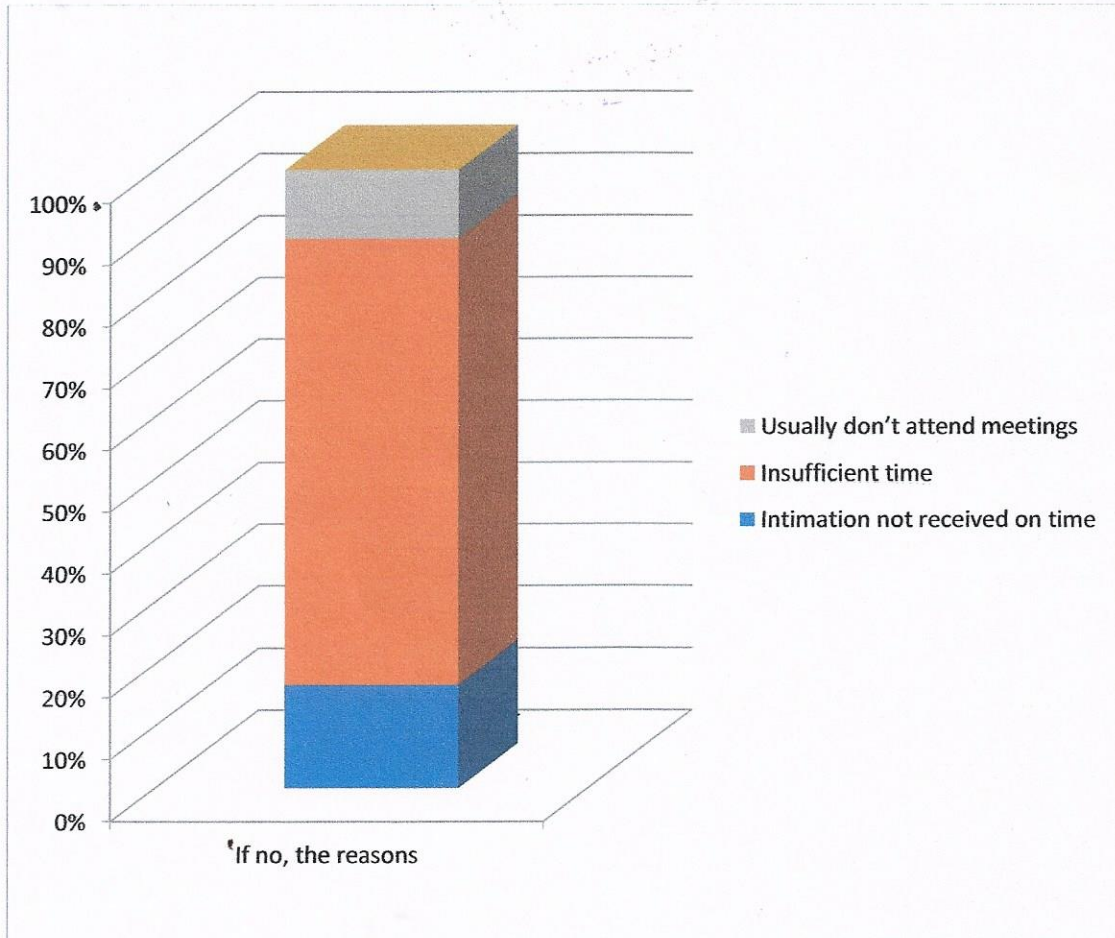

Principal
Furkating College
Date.....

Chart 2. Q. NO. 10




Principal
Furkating College
Date.....

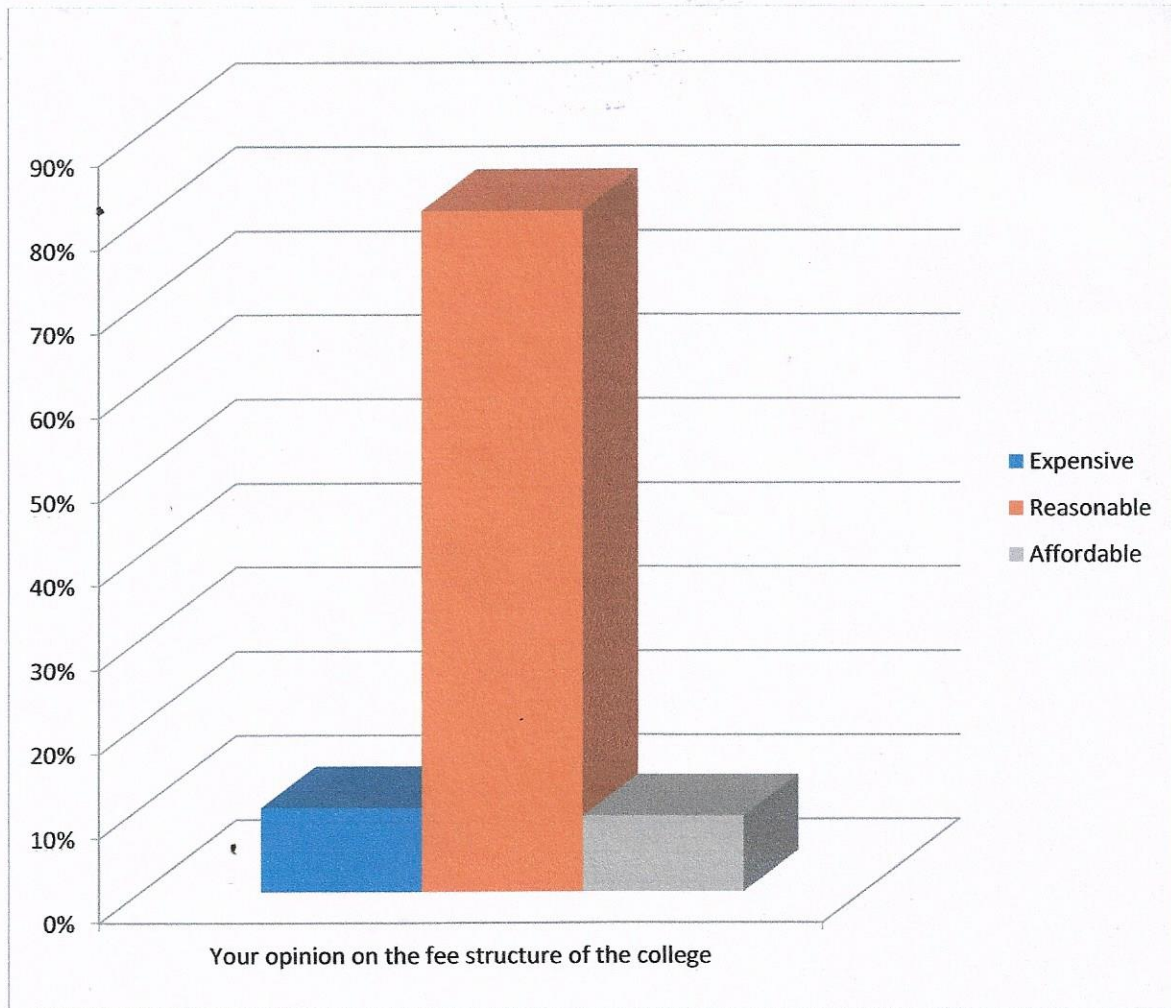
Chart 3. Q. No. 12



Signature

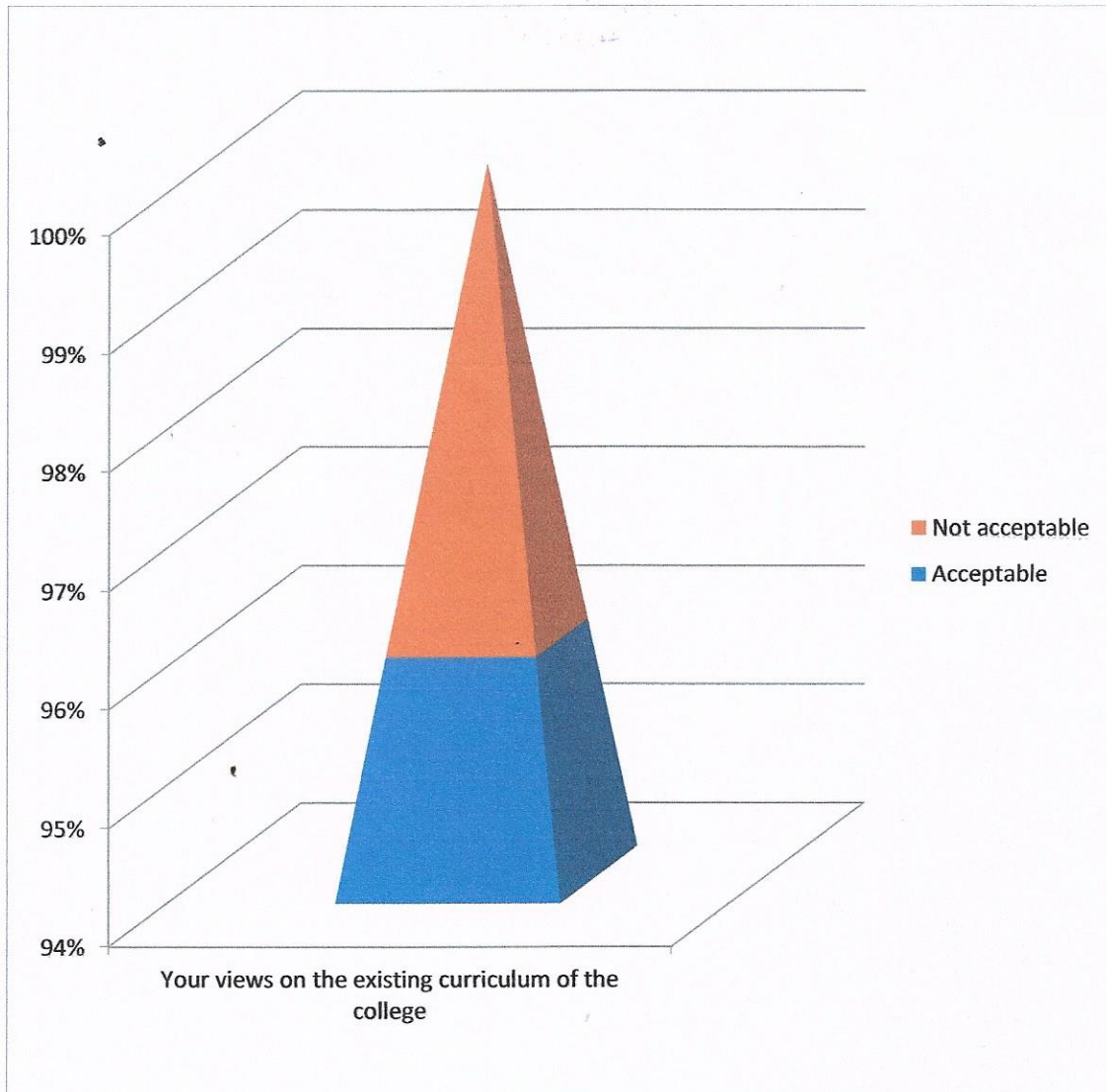
Principal
Furkating College
Date.....

Chart 4. Q. No. 16



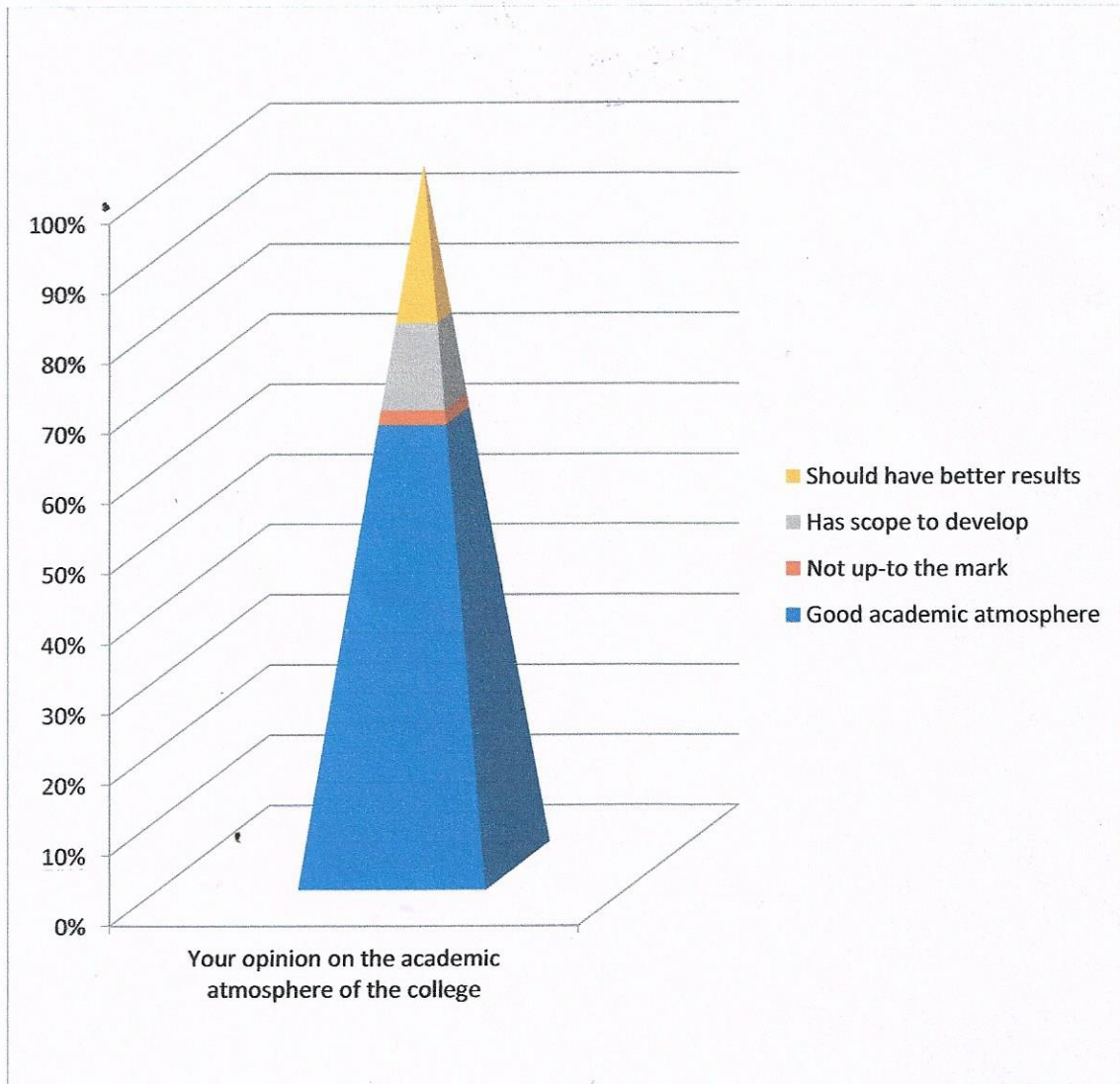

Principal
Furkating College
Date.....

Chart 5. Q. No. 20



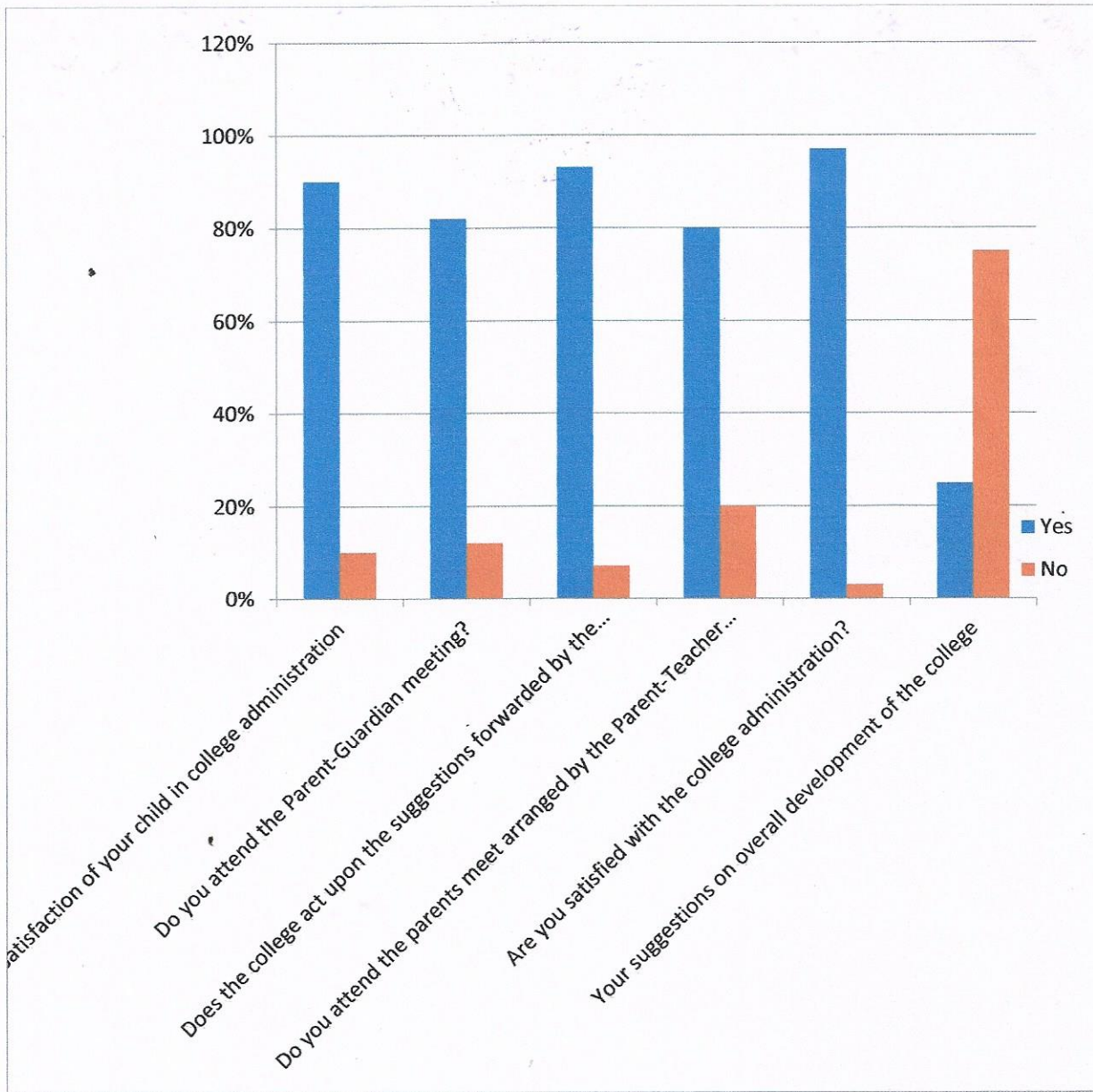
[Signature]
Principal
Furkating College
Date.....

Chart 6. Q. No. 21



[Signature]
Principal
Furkating College
Date.....

Chart 7, Q. No. 9, 11, 13,14, 15,17,19, 21



[Signature]
Principal
Furkating College
Date.....

Findings:

- Reasons for admitting their child in this college 90% of parents say because of good academic atmosphere, 5% say because of Friendly nature of the teachers, 2% say because of Facilities provided to students and 3% say for in close proximity to my house.
- 90% parents say that their children are satisfied with college administration and 10% are not satisfied with.
- Opinion on fee structure of self-financed courses-68% Parents say expensive, 15% say reasonable and 17% says affordable.
- 82% Parent respondents say that they attend the Parent-Guardian meeting whereas 18% say fail to attend the meeting.
- The reasons they say are: 3% because of Intimation not received on time, 13% Insufficient time and 2% usually they don't attend meetings.
- 93% parents say that the college act upon the suggestions forwarded by the parents/guardians and 7% say don't.
- 80% respondents say they attend the parents meet arranged by the Parent-Teacher Association whereas 20% say don't attend.
- Opinion on the fee structure of the college: 10% parents say expensive, 81% say reasonable and 9% say affordable.
- 94% of the parents respondents say that they are satisfied with the teaching process on the other hand 6% say they are not.
- 96% parents view that the existing curriculum of the college is acceptable and 4% say not acceptable.
- 97% of parents say they are satisfied with the college administration only 3% say that they are not satisfied.
- Opinion of the Parents on the academic atmosphere of the college: 64% say as Good academic atmosphere, 2% Not up-to the mark, 12% Has scope to develop and 22% say Should have better results.
- Regarding suggestions on overall development of the college 25% have extended their valuable suggestions and 75% of the parent respondents did not extend any suggestions as such.

Suggestions:

- More faculties for Self-Financing Courses need to be employed
- College administration should be more approachable and friendly
- Parent-Teacher Meet should be held regularly to solve the various student related issues
- Fee structure should be made affordable
- Academic atmosphere of the college should have more scope for development of the students as a whole
- Support from the Office Staff should be enhanced.


Principal
Furkating College
Date.....